

Common Mode Inductors

UU Style

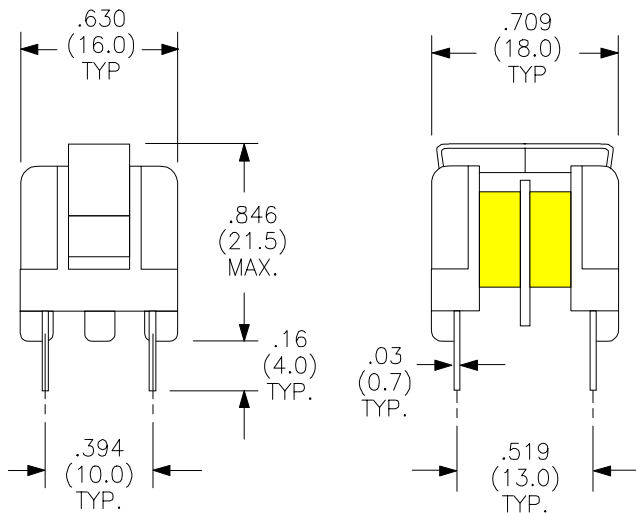
Designed to prevent noise emission in switching power supplies at input.

Windings balanced to 1%

Isolation 2500 V_{RMS}

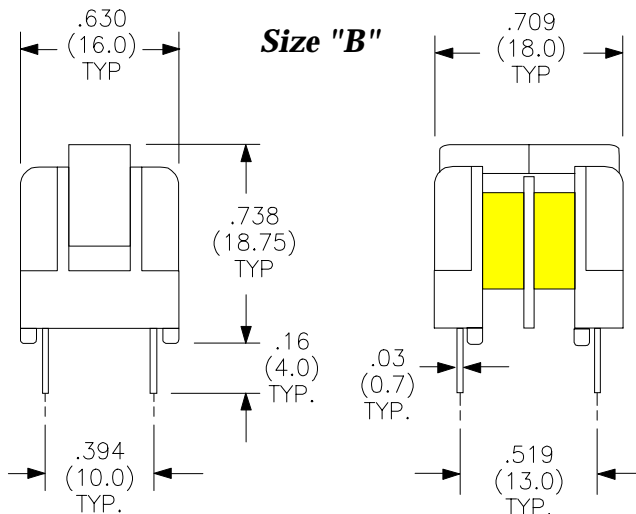
"UU" Package Dimensions in inches (mm)

Size "A"

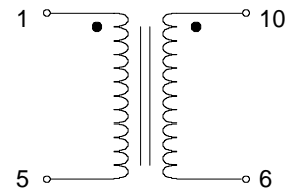


NEW! LowProfile

Size "B"



UU Style Schematic



"UU" Part Number	L ⁽¹⁾ Min. (mH)	DCR Max. (Ω)	I ⁽²⁾ Max. (A)	SRF (kHz)	Size Code
L-14200	10.0	3.00	0.30	587	A
L-14201	5.0	2.00	0.30	730	A
L-14202	5.0	1.50	0.50	716	A
L-14203	4.0	1.00	0.70	905	A
L-14204	3.0	0.50	1.00	956	A
L-14205	2.0	0.50	1.00	1254	A
L-14206	1.0	0.40	1.00	1305	A
L-14207	1.0	0.30	1.30	1403	A
L-14208	1.0	0.20	1.50	2101	A
L-14209	0.6	0.15	2.00	2210	A
L-14250	33.0	3.5	0.3	150	B
L-14251	22.0	2.0	0.4	200	B
L-14252	15.0	1.5	0.5	250	B
L-14253	10.0	1.5	0.5	300	B
L-14254	8.0	1.0	0.5	300	B
L-14255	5.0	0.7	0.6	400	B
L-14256	6.0	0.5	0.8	400	B
L-14257	3.0	0.35	1.0	500	B
L-14258	2.0	0.3	1.0	700	B
L-14259	1.0	0.25	1.0	1000	B
L-14260	3.2	0.3	1.2	500	B
L-14261	1.5	0.2	2.0	900	B
L-14262	1.0	0.15	2.0	1000	B

1. Tested at 10 kHz & 100mV

2. 40°C temperature rise.