

# Preset counters electromechanic

1 preset, subtracting

Display 5-digits, manual reset button

FS304, FS314, FS324



FS304 - Socket box



FS314 - Front panel with screw mount



FS324 - Front panel with spring clip

## Features

- Preset counter with one preset
- Subtracting
- Display 5-digits
- With reset button

## Technical data - electrical ratings

Voltage supply	24/110 VAC $\pm 10\%$ (50/60 Hz) 230 VAC $+6/-10\%$ (50/60 Hz) 24 VDC $\pm 10\%$
Ripple residue	<48 %
Nominal frequency	50 / 60 Hz
Pulse ratio	1:1
Service life	100 million impulses
Preset	1 preset
Output contact	Change-over contact by micro-switch, one-pole
Switching capacity	100 VA / 30 W
Limit switch service life	1 million switching cycles
Spark extinguisher	Recommended for inductive load
Standard DIN EN 61010-1	Protection class II Overvoltage category II Pollution degree 2
Emitted interference	DIN EN 61000-6-4
Interference immunity	DIN EN 61000-6-2
Approval	CE conform

# Preset counters electromechanic

1 preset, subtracting  
Display 5-digits, manual reset button

FS304, FS314, FS324

## Technical data - mechanical design

Display	White numbers on black
Number of digits	5-digits
Digit height	4.5 mm
Count mode	1 impulse = 1 count
Step-by-step switching	Subtracting in 2 half steps
Measuring range	99 999
Reset	Manual by reset button
Operating temperature	0...+60 °C
Storing temperature	-20...+70 °C
Relative humidity	80 % non-condensing
Protection DIN EN 60529	IP 41
E-connection	Soldering pins (flat)
Weight approx.	150 g
Material	Housing: Noryl PPO, black

### FS304

Housing type	Socket box
Mounting	Socket box
Dimensions W x H x L	50 x 50 x 85.9 mm
Cutout dimensions	50 x 50 mm
Installation depth	85.9 mm

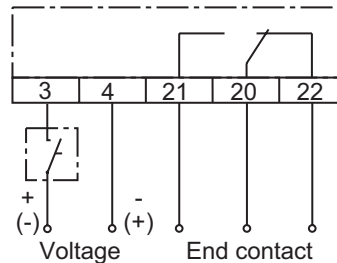
### FS314

Housing type	Built-in housing
Mounting	Front panel with 2 screws
Dimensions W x H x L	60 x 75 x 61 mm
Cutout dimensions	51 x 51 mm
Installation depth	77.5 mm

### FS324

Housing type	Built-in housing
Mounting	Front panel with spring clips
Dimensions W x H x L	53.2 x 53.2 x 61 mm
Cutout dimensions	51 x 51 mm
Installation depth	77.5 mm

## Connection diagram



## Trigger level

Count	Voltage DC	Voltage AC
Power	2.2 W	2.4 VA
Min. pulse duration	25 ms	50 ms
Min. pulse interval	25 ms	50 ms
Switch on time (at 25 °C)	100 %	100 %

Electronic reset	Voltage DC	Voltage AC
Power	22 W	25 VA
Min. pulse duration	250 ms	250 ms
Min. pulse interval	9x pulse duration	9x pulse duration
Switch on time (at 25 °C)	10 % max. 1 min	10 % max. 1 min

## Accessories

### Front panels for FS304

Z 100.02A	Front panel with transparent protective cover, for socket box 50 x 50 mm
-----------	--

### Front frames for FS304

Z 102.01A	Front frame with knob lock provided on transparent cover
Z 102.02A	Front frame with cylinder lock provided on transparent cover
Z 107.02A	Front frame, insertion cutout 50 x 50 mm

# Preset counters electromechanic

1 preset, subtracting

Display 5-digits, manual reset button

## FS304, FS314, FS324

### Part number

#### Socket box

FS304. 550A [ ] B

Display  
B 5-digits 99999

Voltage  
A3 24 VDC  
A5 24 VAC  
A8 110 VAC  
A9 230 VAC

Reset  
550A With reset button

#### Front panel with screw mount

FS314. 550A [ ] B

Display  
B 5-digits 99999

Voltage  
A3 24 VDC  
A5 24 VAC  
A8 110 VAC  
A9 230 VAC

Reset  
550A With reset button

#### Front panel with spring clips mount

FS324. 550A [ ] B

Display  
B 5-digits 99999

Voltage  
A3 24 VDC  
A5 24 VAC  
A8 110 VAC  
A9 230 VAC

Reset  
550A With reset button

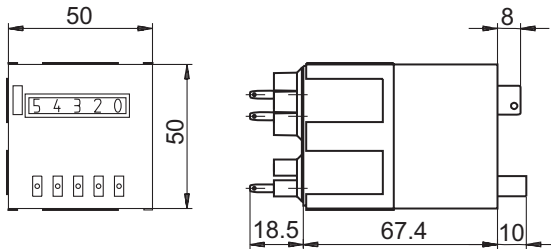
# Preset counters electromechanic

1 preset, subtracting  
Display 5-digits, manual reset button

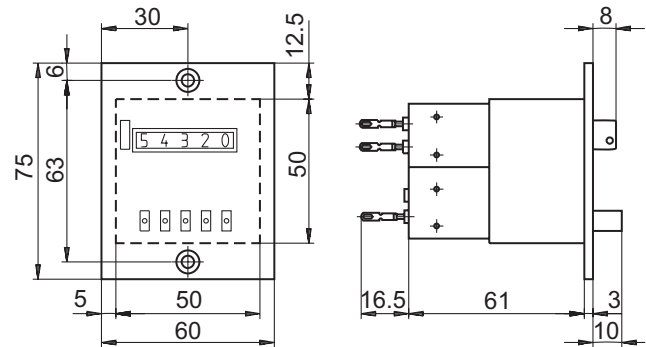
FS304, FS314, FS324

## Dimensions

FS304 socket box



FS314 front panel with 2 screws



FS324 front panel with spring clip

