

IEC Appliance Inlet C18, Snap-in Mounting, Front Side, Solder or Quick-connect or Screw-on Terminal

**Description**

- Panel Mount:
Snap-in version, Frontside
- Appliance Inlet, Pin temperature 70 °C, Protection class II

Approvals

- VDE License Number: 40011871
- CSA License Number: 27324

References

[General Product Information](#)

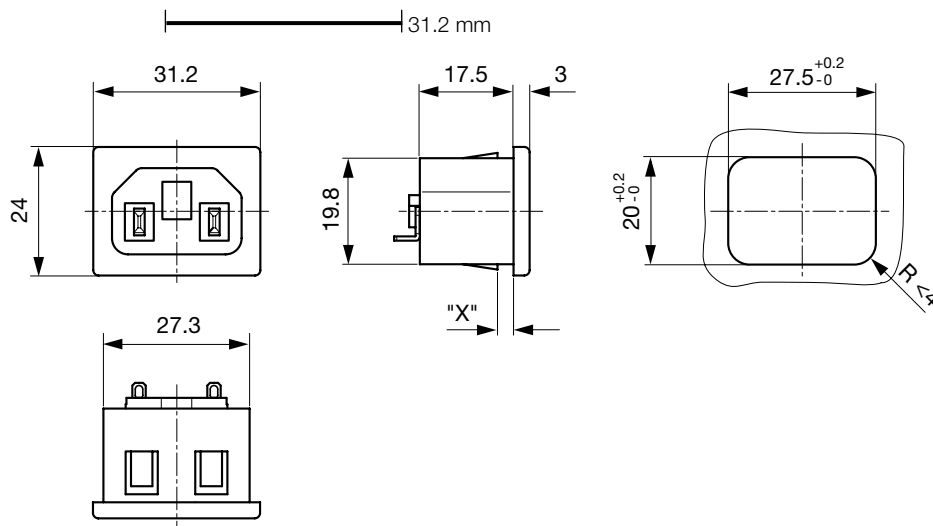
Weblinks

[Approvals](#), [RoHS](#), [CHINA-RoHS](#), [Mating Connectors](#), [Distributor-Stock-Check](#), [Accessories](#)

Technical Data

Ratings IEC	10 A / 250 VAC; 50 Hz
Ratings UL/CSA	15 A / 250 VAC; 60 Hz
Dielectric Strength	> 3 kVAC between L-N > 1.5 kVAC between L/N-PE (1 min/50 Hz)
Allowable Operation Temp.	-25 °C to 70 °C
Degree of Protection	from front side IP 20 acc. to IEC 60529
Protection Class	Suitable for appliances with protection class 2 acc. to IEC 61140
Panel Thickness s	Snap-in version 0.8/1/1.2/1.5/2.0/2.5/2.7/3.0/4.0 mm
Material: Housing	UL 94V-0

Appliance Inlet	C18 acc. to IEC/EN 60320-1 UL 498, CSA C22.2 no. 42 (for cold conditions) pin-temperature 70 °C, 10 A, Protection Class 2
-----------------	--

Dimensions

Length of the terminal please find at the order code configuration table
Dimension "X" please ref. to table order code

Config. Code

Product Configurator

6015 - H - A B C 0 - D - E G

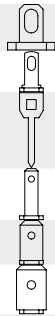
The characters are placeholders for the correspondingly keys of selections from the key tables.

6015 - H - A B C 0 - D - E G = Type

Type	Configuration key
protection class 2	B

6015 - H - A B C 0 - D - E G = Terminals

Terminal L	Configuration key
short solder terminal (L=4,8mm)	2
long solder terminal (L=8,5mm)	3
PCB-terminal (standard)	4
blade terminal (2,8x0,8mm)	7
blade terminal (4,8x0,8mm)	8
blade terminal (6,3x0,8mm)	9
screw terminal	A



6015 - H - A B C 0 - D - E G = Terminals

Terminal N	Configuration key
short solder terminal (L=4,8mm)	2
long solder terminal (L=8,5mm)	3
PCB-terminal (standard)	4
blade terminal (2,8x0,8mm)	7
blade terminal (4,8x0,8mm)	8
blade terminal (6,3x0,8mm)	9
screw terminal	A

Symbols similar as in table A

6015 - H - A B C 0 - D - E G = Terminals

Terminal Ground	Configuration key
without terminal	0

Symbols similar as in table A

6015 - H - A B C 0 - D - E G = Color

Color	Configuration key
jet black; RAL9005	A
silver grey; RAL7001	B
pure white; RAL9010	D

standard color: black

6015 - H - A B C 0 - D - E G = Style

Style	Configuration key
snap-in (x=panel thickness)	4

6015 - H - A B C 0 - D - E G = Dimension X

Dimension "X"	Configuration key
10	
15	
20	
25	
30	
40	

The dimension "X" is displayed in ($1/_{10}$ mm). This information is also valid for the order code

Variants


Config. Code	Description	Order Number
6015-X-2200-A-410	6015, IEC Appliance Inlet C18, 70°C, version: 2, L: short solder terminal (L=4,8mm), N: short solder terminal (L=4,8mm), ground: without terminal, color: jet black; RAL9005, design: snap-in (x=panel thickness), dimension X: 10	6162.0031
6015-X-2200-A-415	6015, IEC Appliance Inlet C18, 70°C, version: 2, L: short solder terminal (L=4,8mm), N: short solder terminal (L=4,8mm), ground: without terminal, color: jet black; RAL9005, design: snap-in (x=panel thickness), dimension X: 15	6162.0032
6015-X-2200-A-430	6015, IEC Appliance Inlet C18, 70°C, version: 2, L: short solder terminal (L=4,8mm), N: short solder terminal (L=4,8mm), ground: without terminal, color: jet black; RAL9005, design: snap-in (x=panel thickness), dimension X: 30	6162.0033
6015-X-4400-A-430	6015, IEC Appliance Inlet C18, 70°C, version: 2, L: PCB-terminal (standard), N: PCB-terminal (standard), ground: without terminal, color: jet black; RAL9005, design: snap-in (x=panel thickness), dimension X: 30	6162.0034
6015-X-8800-A-415	6015, IEC Appliance Inlet C18, 70°C, version: 2, L: blade terminal (4,8x0,8mm), N: blade terminal (4,8x0,8mm), ground: without terminal, color: jet black; RAL9005, design: snap-in (x=panel thickness), dimension X: 15	6162.0035
6015-X-8800-A-420	6015, IEC Appliance Inlet C18, 70°C, version: 2, L: blade terminal (4,8x0,8mm), N: blade terminal (4,8x0,8mm), ground: without terminal, color: jet black; RAL9005, design: snap-in (x=panel thickness), dimension X: 20	6162.0036
6015-X-8800-A-425	6015, IEC Appliance Inlet C18, 70°C, version: 2, L: blade terminal (4,8x0,8mm), N: blade terminal (4,8x0,8mm), ground: without terminal, color: jet black; RAL9005, design: snap-in (x=panel thickness), dimension X: 25	6162.0037
6015-X-9900-A-425	6015, IEC Appliance Inlet C18, 70°C, version: 2, L: blade terminal (6,3x0,8mm), N: blade terminal (6,3x0,8mm), ground: without terminal, color: jet black; RAL9005, design: snap-in (x=panel thickness), dimension X: 25	6162.0038
6015-X-9900-A-430	6015, IEC Appliance Inlet C18, 70°C, version: 2, L: blade terminal (6,3x0,8mm), N: blade terminal (6,3x0,8mm), ground: without terminal, color: jet black; RAL9005, design: snap-in (x=panel thickness), dimension X: 30	6162.0039

The listed variants should be available from stock. Other versions on request www.schurter.com/contact

Packaging unit 50 Pcs

Accessories

Description



Assorted Covers
Rear Cover

Mating Outlets/Connectors

Category / Description

Connector Overview complete



IEC Connector C15, Rewireable, Straight	0101
IEC Connector C15A, Rewireable, Straight	0102
IEC Connector C15A, Rewireable, Straight	0102-G
IEC Connector C15A, Rewireable, Angled	0112
IEC Connector C13, Rewireable, Angled	4012
Connector further types to 6015	...

Power Cord Overview complete



Power Cord with IEC Connector C17, Angled	0301
Power Cord with IEC Connector C13, Angled	0311
Power Cord with IEC Connector C13, Angled	3011
Power Cord with IEC Connector C13, Angled	3012
Power Cord with IEC Connector C13, Angled	3013
Power Cord further types to 6015	...

Power Supply or Interconnection Cord Overview complete

Divers Power Supply and Interconnection Cords 10 A	Kabelverbindung/10 A
Power Supply or Interconnection Cord further types to 6015	