

PLEASE CHECK WWW.MOLEX.COM FOR LATEST PART INFORMATION

Part Number: [0510361400](#)
Status: **Active**
Description: 4.00mm (.158") Pitch Board-In Housing, 14 Circuits

Documents:

[3D Model](#) [Product Specification PS-51036-003 \(PDF\)](#)
[Drawing \(PDF\)](#) [RoHS Certificate of Compliance \(PDF\)](#)
[Product Specification PS-51036-002 \(PDF\)](#)

Agency Certification

CSA	LR19980
TUV	R72090224
UL	E29179

General

Product Family	Crimp Housings
Series	51036
Product Name	Board-In

Physical

Circuits (maximum)	14
Color - Resin	Natural
Flammability	94V-0
Gender	Male
Glow-Wire Compliant	No
Material - Resin	Nylon
Number of Rows	1
Packaging Type	Bag
Panel Mount	No
Pitch - Mating Interface (in)	0.157 In
Pitch - Mating Interface (mm)	4.00 mm
Stackable	Yes
Temperature Range - Operating	-40°C to +105°C

Material Info

Reference - Drawing Numbers

Product Specification	PS-51036-002, PS-51036-003, RPS-51036-001, RPS-51036-002, RPS-51036-003
Sales Drawing	SD-51036-**00

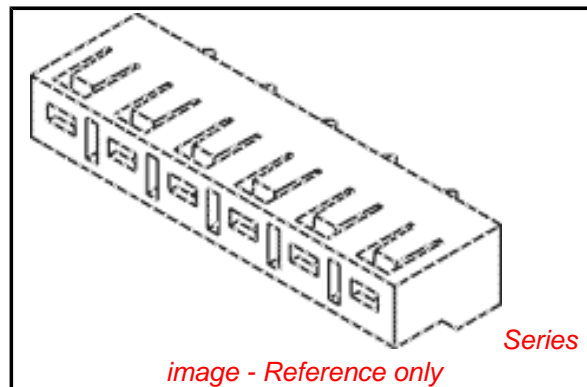


image - Reference only

EU RoHS

**ELV and RoHS
Compliant**
**REACH SVHC
Contains SVHC: No
Halogen-Free
Status
Not Reviewed**

China RoHS



**Need more information on product
environmental compliance?**

Email productcompliance@molex.com
 For a multiple part number RoHS Certificate of
 Compliance, [click here](#)

Please visit the [Contact Us](#) section for any
 non-product compliance questions.

Search Parts in this Series
[51036Series](#)

Use With
[50098](#)

E

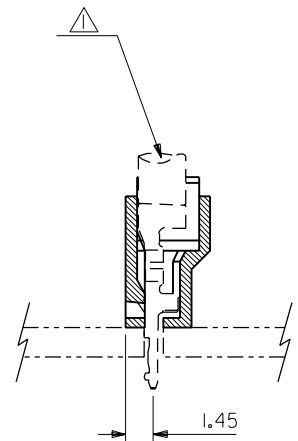
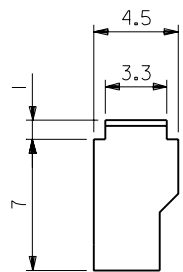
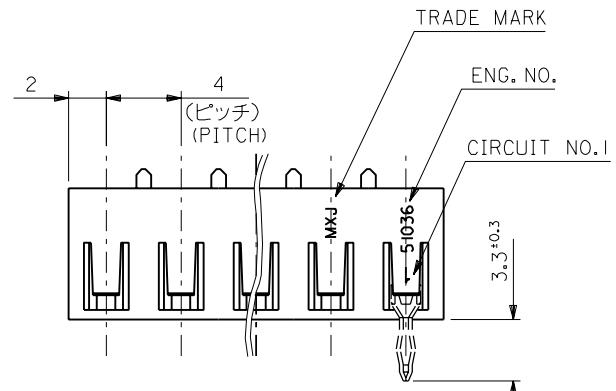
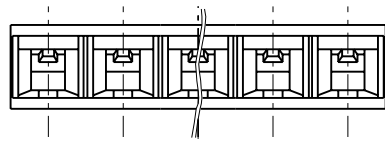
D

C

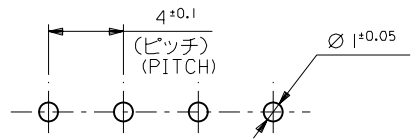
B

A

MM DIMENSIONS IN METRIC DO NOT SCALE DRAWING



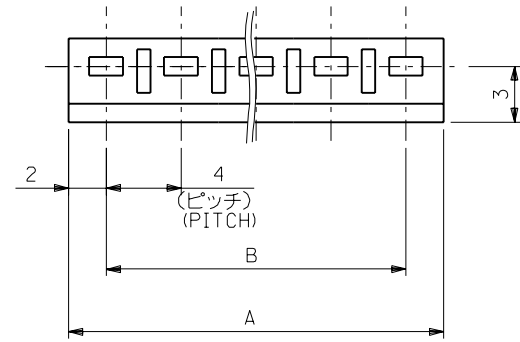
(公差非累積)
(NON-ACCUMULATIVE)



基板取付穴推奨寸法基板厚: 1.6mm)
RECOMMENDED PC BOARD
HOLE DIMENSION
(THICKNESS: 1.6mm)

注記
NOTE

△適合ターミナル: 50098-8*00
APPLICABLE TERMINAL: 50098-8*00



56	60	51036-1500	15
52	56	↑ 1400	14
48	52	1300	13
44	48	1200	12
40	44	1100	11
36	40	1000	10
32	36	0900	9
28	32	0800	8
24	28	0700	7
20	24	0600	6
16	20	0500	5
12	16	0400	4
8	12	↓ 0300	3
4	8	51036-0200	2
B	A	ENG.NO.	梱 装 数 CT.

材料 MATERIAL		NYLON66,UL94V-0	
仕上げ FINISH		//	
適用電線範囲 WIRE RANGE		AWG#22-18,AV-0.5-0.85 AVS-0.3-0.85	
被覆外径 INS. RANGE		φ1.8~2.6	
DRAWN BY %06/30		CHK'D BY %06/30	
K.SANO		M.SAKANO	
APP'D BY %06/30		尺 度 SCALE	
M.ENOMOTO		4:1	

molex MOLEX-JAPAN CO.,LTD. 日本モレックス株式会社	
REVISE ONLY ON CAD SYSTEM	
TITLE 名称 4.0 BOARD IN CONN. HOUSING	
DWG. NO. SD-51036-***00	REV E

角度 ANGLE	±3°
30以上 OVER	+0.3
10以上 30未満 UNDER	+0.25
10未満 UNDER	+0.2

記号 LTR	変更内容 REVISION RECORD	DR. CHK.	日付 DATE
E	REDRAWN	K.S. M.S.	%/06/30