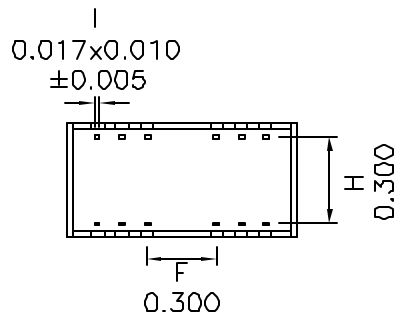
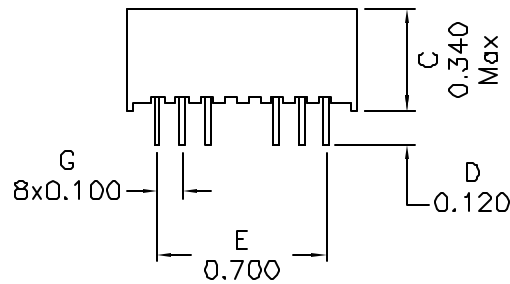
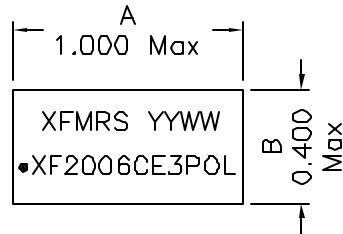


1. Mechanical Dimensions:



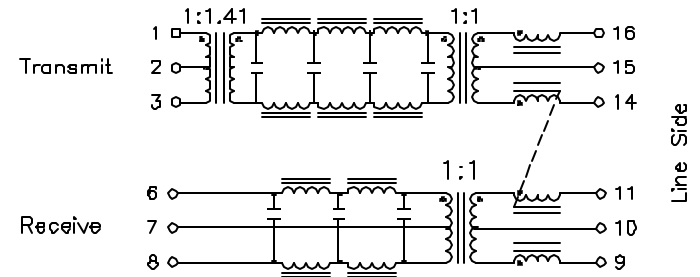
BOTTOM VIEW

Notes:

1. Solderability: Leads shall meet MIL-STD-202G, Method 208H for solderability.
2. Flammability: UL94V-D
3. ASTM oxygen index: > 28%
4. Insulation System: Class F 155°C, UL file E151556
5. Operating Temperature Range: All listed parameters are to be within tolerance from -40°C to +85°C
6. Storage Temperature Range: -55°C to +125°C
7. Aqueous wash compatible
8. Electrical and mechanical specifications 100% tested
9. RoHS Compliant Component

DOC REV A/2

2. Schematic:



3. Electrical Specifications: @25°C

I/O Impedance TX: 50:100 Ohms

RX: 100:100 Ohms

Hipot: 1500Vrms

Insertion Loss: 5MHz-10MHz -1dB Max

Return Loss: 5MHz-10MHz -15dB Min

Crosstalk: 1MHz-10MHz -30dB Min

Attenuation: @30MHz

Transmit -27dB Min

Receive -18dB Min

Cutoff frequency: 17MHz Typ

Rated Current: 350mA Pins 15 and 10

PROPRIETARY Document is the property of XFMRs Group & is not allowed to be duplicated without authorization.

XFMRs Inc www.XFMRs.com		Title: Transformer/Filter Module	
UNLESS OTHERWISE SPECIFIED		P/N: XF2006CE3POL	REV. A
TOLERANCES: .xxx ±0.010		DWN.	XianYi Jun-17-09
Dimensions in Inch		CHK.	YK Liao Jun-17-09
SHEET 1 OF 1		APP.	Joe Huff Jun-17-09