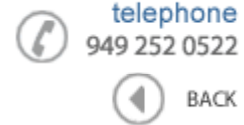




Data Sheet



Product Category: RF SAW Filter

Part Number
802-RF836.5M-DPackage
3.0 x 3.0 SMDApplication
CDMA TxLast Modified
Nov. 04 2004

TYPE :

836.5 MHz RF SAW Filter

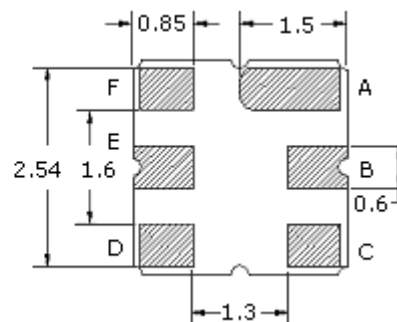
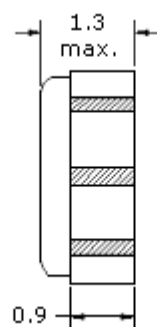
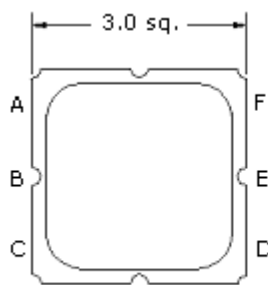
PART NUMBER :

802-RF836.5M-D**OPERATING CONDITIONS / ELECTRICAL CHARACTERISTICS**

PARAMETERS	Condition	Minimum	Typical	Maximum	Units
Center Frequency	-	-	836.5	-	MHz
Insertion Loss	824.0 ~ 849.0 MHz	-	2.2	3.0	dB
DC Voltage	-	-	-	5	V
Input Power	-	-	-	15	dBm
Operating Temperature	-	-30	-	+65	°C
Storage Temperature	-	-40	-	+85	°C
Ripple	824.0 ~ 849.0 MHz	-	0.6	1.5	dB
Stopband Attenuation	DC ~ 800 MHz	48.0	53.0	-	dB
	869.0 ~ 1049.0 MHz	27.0	32.0	-	
	1049.0 ~ 1200.0 MHz	50.0	54.0	-	
	1200.0 ~ 2000.0 MHz	43.0	48.0	-	
VSWR	824.0 ~ 849.0 MHz	-	1.5	2.0	-
Terminating Impedance	-	-	50	-	ohm

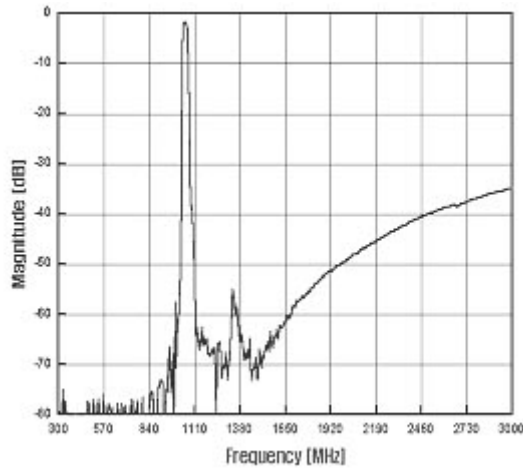
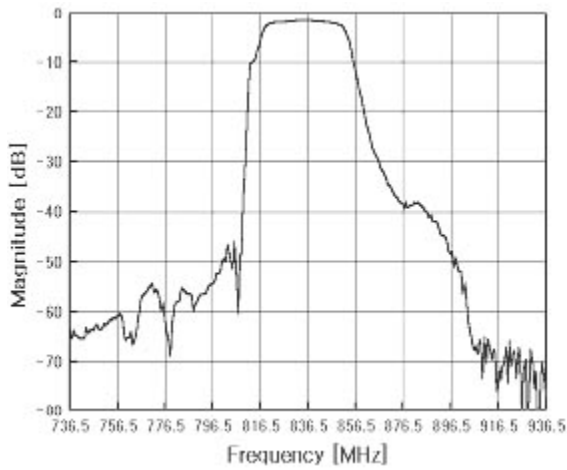
* Maximum Rating (Ta=25°C)

** Custom SAW RF Filters available. Contact Oscilent for assistance.

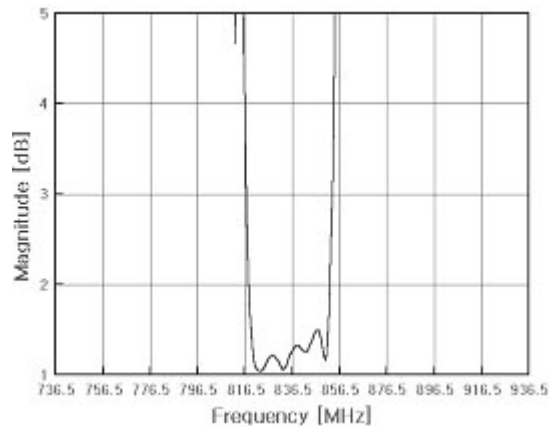
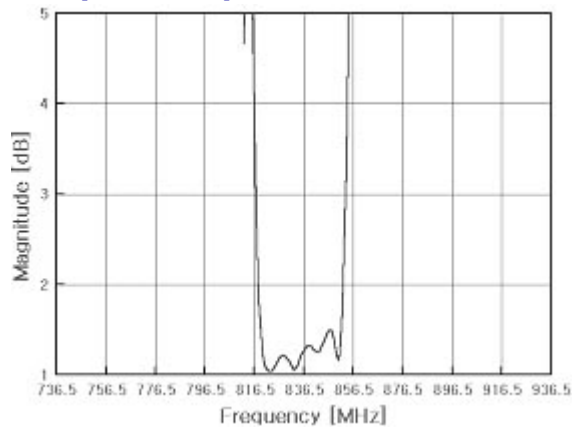


Pin Layout	
A	Ground
B	Output
C	Ground
D	Ground
E	Input
F	Ground

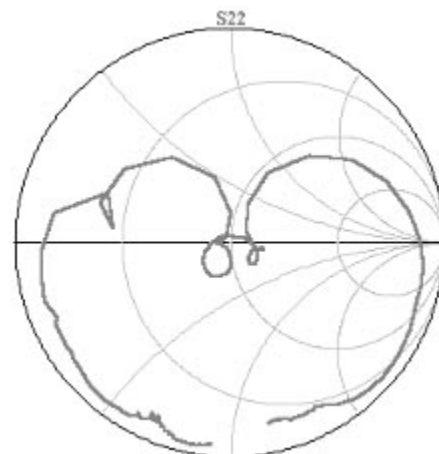
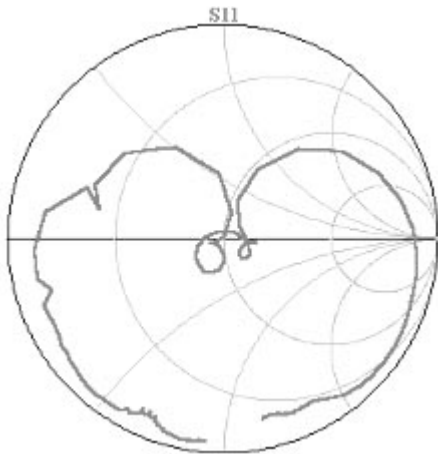
Frequency Reponse



VSWR (S11, S22)



Smith Chart



Oscilent Corporation - CALL **949.252.0522**
 17962 Sky Park Circle . Building D . Irvine . CA 92614 . USA
 Fax: 949.252.0599 . E-Mail: Sales@Oscilent.com

Part No.: 802-RF836.5M-D