


PLEASE CHECK WWW.MOLEX.COM FOR LATEST PART INFORMATION

Part Number: [0687850002](#)
Status: **Active**
Overview: [displayport](#)
Description: Mini DisplayPort*(Plug)-to-DisplayPort*(Plug) Cable Assembly, 1.5m (4.92'), Lead-free

Documents:

[Drawing \(PDF\)](#) [RoHS Certificate of Compliance \(PDF\)](#)
[Product Specification PS-68785-0001 \(PDF\)](#)



General

Product Family	Cable Assemblies
Series	68785
Connector to Connector	Mini DisplayPort*-to-DisplayPo
Overview	displayport
Product Name	DisplayPort*, Mini DisplayPort*

Physical

Cable Length	1.50m (4.92')
Circuits (Loaded)	20
Color - Resin	Black
Gender	Male-Male
Lock to Mating Part	Yes
Packaging Type	Carton
Pitch - Mating Interface (in)	0.024 In, 0.039 In
Pitch - Mating Interface (mm)	0.60 mm, 1.00 mm
Single Ended	No
Waterproof / Dustproof	No
Wire Insulation Diameter	N/A
Wire/Cable Type	Round

Electrical

Current - Maximum per Contact	.5A
Impedance	100 ohms
Shield Type	Full Shield
Shielded	Yes
Voltage - Maximum	40V AC

Material Info

Reference - Drawing Numbers

Product Specification	PS-68785-0001
Sales Drawing	SD-68785-0001

Mini DisplayPort* and DisplayPort* are trademarks or registered trademarks of VESA

EU RoHS

**ELV and RoHS
Compliant**

REACH SVHC

Not Reviewed

Halogen-Free

Status

Not Reviewed

China RoHS



**Need more information on product
environmental compliance?**

Email productcompliance@molex.com
 For a multiple part number RoHS Certificate of
 Compliance, [click here](#)

Please visit the [Contact Us](#) section for any
 non-product compliance questions.

Search Parts in this Series

[68785Series](#)

Mates With

[105081](#) Mini DisplayPort* Receptacles,
[47272](#) DisplayPort* Receptacles

7

6

5

4

3

2

1

REVISIONS

ECN NO	DATE	REVISION	DESCRIPTION	CHANGER
	SEP 03,09	A	INITIAL RELEASE	JOE XIE

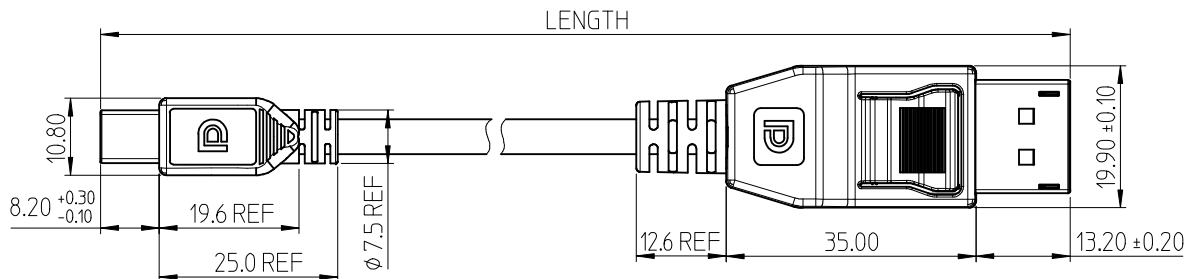
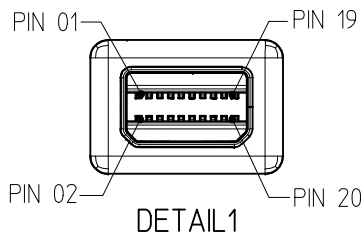
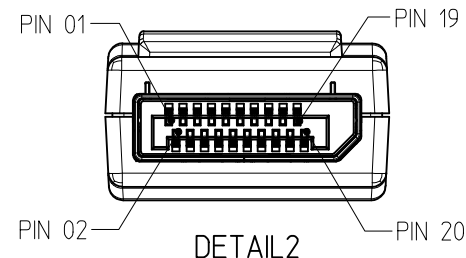
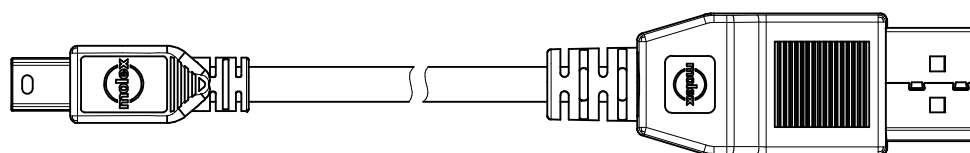
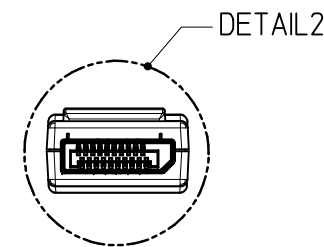
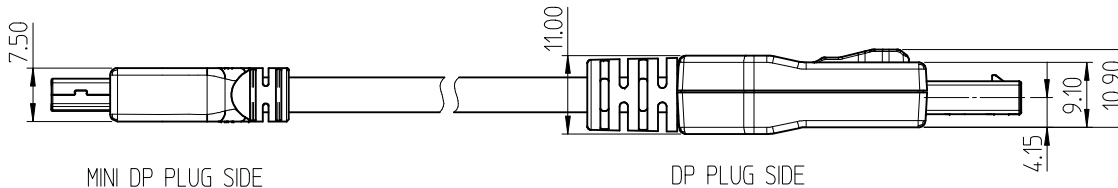
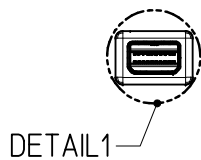


TABLE-1:

PART NO.	LENGTH
687850003	2000±40
687850002	1500±30
687850001	1000±20



EC NO: DG2010-0088 DRWN: YOXIE CHKD: CLUO APPR: CLUO 2009/11/03 2009/11/03 2009/11/03	QUALITY SYMBOLS 	GENERAL TOLERANCES (UNLESS SPECIFIED)		DIMENSION STYLE MM ONLY		SCALE ---	DESIGN UNITS METRIC	THIRD ANGLE PROJECTION	
		4 PLACES ± --- ± --- 3 PLACES ± --- ± --- 2 PLACES ± 0.25 ± --- 1 PLACE ± 0.5 ± --- ANGULAR ± 1/2°	mm INCH	DRAWN BY DATE	CHECKED BY DATE	APPROVED BY DATE	MATERIAL NO. SEE TABLE-1	TITLE MINIDP PLUG TO DP PLUG CABLE ASSY (GENERAL)	MOLEX INCORPORATED
A	REV	DRAFT WHERE APPLICABLE MUST REMAIN WITHIN DIMENSIONS		SIZE 		THIS DRAWING CONTAINS INFORMATION THAT IS PROPRIETARY TO MOLEX INCORPORATED AND SHOULD NOT BE USED WITHOUT WRITTEN PERMISSION			

6

5

4

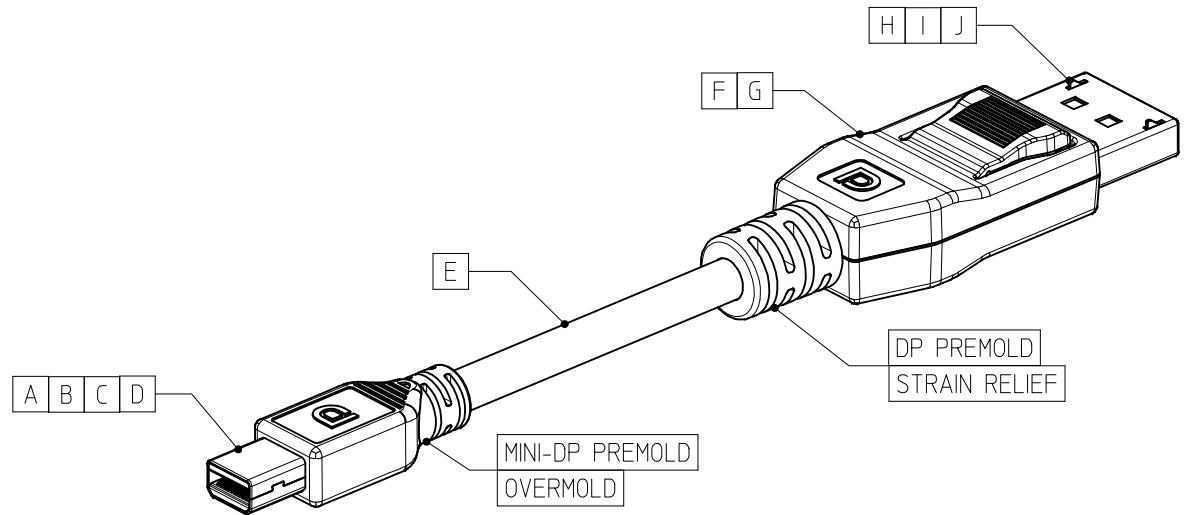
3

2

1

WIRING DIAGRAM

MINI DP PLUG SOURCE SIDE	FUNCTION	DP PLUG SINK SIDE
PIN 01	GROUND	PIN 11
PIN 03	ML0+	PIN 12
PIN 05	ML0-	PIN 10
PIN 07	GROUND	PIN 08
PIN 09	ML1+	PIN 09
PIN 11	ML1-	PIN 07
PIN 13	GROUND	PIN 05
PIN 15	ML2+	PIN 06
PIN 17	ML2-	PIN 04
PIN 19	GROUND	PIN 19
PIN 02	HOT PLUG DETECT	PIN 18
PIN 04	CONFIG 1	PIN 13
PIN 06	CONFIG 2	PIN 14
PIN 08	GROUND	PIN 02
PIN 10	ML3+	PIN 03
PIN 12	ML3-	PIN 01
PIN 14	GROUND	PIN 16
PIN 16	AUX+	PIN 15
PIN 18	AUX-	PIN 17
PIN 20	NO CONNECTION	PIN 20
SHELL	GROUND	SHELL



NOTES:

1. MATERIALS:

- OVERMOLD: PVC, COLOR BLACK, UL94-V0;
- STRAIN RELIEF: PVC, COLOR BLACK, UL94-V0;
- CABLE: PVC JACKET, BLACK, UL94-VW-1.

2. THE PRODUCT COMPLIANT TO MOLEX ES-40000-5016.

ITEM	DESCRIPTION	MATERIAL	USAGE
J	DP PLUG WITH LATCH	---	1 PCS
I	INNER LOWER SHELL FOR DP	COPPER ALLOY	1 PCS
H	INNER UPPER SHELL FOR DP	COPPER ALLOY	1 PCS
G	LOWER COVER FOR DP, BLACK	ABS+PC	1 PCS
F	UPPER COVER FOR DP, BLACK	ABS+PC	1 PCS
E	MINI DP CABLE	---	---
D	BOTTOM SHELL FOR MINI DP PLUG	COPPER ALLOY	1 PCS
C	TOP SHELL FOR MINI DP PLUG	COPPER ALLOY	1 PCS
B	SHIELD SHELL FOR MINI DP PLUG	COPPER ALLOY	1 PCS
A	SUB-ASSEMBLY FOR MINI DP PLUG	---	1 PCS

EC NO: DG2010-0088 2009/11/03 DRWN:YOXIE 2009/11/03 CHKD:CLU0 2009/11/03 APPR:CLU0 DESCRIPTION REV	QUALITY SYMBOLS ▽=0 ◻=0	GENERAL TOLERANCES (UNLESS SPECIFIED) <table border="1"> <thead> <tr> <th></th> <th>mm</th> <th>INCH</th> </tr> </thead> <tbody> <tr><td>4 PLACES</td><td>±---</td><td>±---</td></tr> <tr><td>3 PLACES</td><td>±---</td><td>±---</td></tr> <tr><td>2 PLACES</td><td>±0.25</td><td>±---</td></tr> <tr><td>1 PLACE</td><td>±0.5</td><td>±---</td></tr> </tbody> </table> ANGULAR ±1/2° DRAFT WHERE APPLICABLE MUST REMAIN WITHIN DIMENSIONS		mm	INCH	4 PLACES	±---	±---	3 PLACES	±---	±---	2 PLACES	±0.25	±---	1 PLACE	±0.5	±---	DIMENSION STYLE MM ONLY DRAWN BY DATE CHECKED BY DATE APPROVED BY DATE MATERIAL NO. SEE TABLE-1	SCALE --- DESIGN UNITS METRIC THIRD ANGLE PROJECTION TITLE MINIDP PLUG TO DP PLUG CABLE ASSY (GENERAL) MOLEX INCORPORATED DOCUMENT NO. SD-68785-0001	SHEET NO. 2 OF 2
		mm	INCH																	
4 PLACES	±---	±---																		
3 PLACES	±---	±---																		
2 PLACES	±0.25	±---																		
1 PLACE	±0.5	±---																		
A	A	A	A	A	A															