

**PLEASE CHECK WWW.MOLEX.COM FOR LATEST PART INFORMATION**

**Part Number:** [0687850001](#)  
**Status:** **Active**  
**Overview:** [displayport](#)  
**Description:** Mini DisplayPort\*(Plug)-to-DisplayPort\*(Plug) Cable Assembly, 1.0m (3.28'), Lead-free

**Documents:**

[Drawing \(PDF\)](#) [RoHS Certificate of Compliance \(PDF\)](#)  
[Product Specification PS-68785-0001 \(PDF\)](#)

**General**

Product Family	Cable Assemblies
Series	<a href="#">68785</a>
Connector to Connector	Mini DisplayPort*-to-DisplayPo
Overview	<a href="#">displayport</a>
Product Name	DisplayPort*, Mini DisplayPort*

**Physical**

Cable Length	1.0m (3.28' )
Circuits (Loaded)	20
Color - Resin	Black
Gender	Male-Male
Lock to Mating Part	Yes
Packaging Type	Carton
Pitch - Mating Interface (in)	0.024 In, 0.039 In
Pitch - Mating Interface (mm)	0.60 mm, 1.00 mm
Single Ended	No
Waterproof / Dustproof	No
Wire Insulation Diameter	N/A
Wire/Cable Type	Round

**Electrical**


Current - Maximum per Contact	.5A
Impedance	100 ohms
Shield Type	Full Shield
Shielded	Yes
Voltage - Maximum	40V AC

**Material Info**

**Reference - Drawing Numbers**

Product Specification	PS-68785-0001
Sales Drawing	SD-68785-0001

Mini DisplayPort\* and DisplayPort\* are trademarks or registered trademarks of VESA



**EU RoHS**

**ELV and RoHS  
Compliant  
REACH SVHC  
Not Reviewed  
Halogen-Free  
Status**

**China RoHS**



**Need more information on product  
environmental compliance?**

Email [productcompliance@molex.com](mailto:productcompliance@molex.com)  
 For a multiple part number RoHS Certificate of Compliance, [click here](#)

Please visit the [Contact Us](#) section for any non-product compliance questions.

**Search Parts in this Series**

[68785Series](#)

**Mates With**

[105081](#) Mini DisplayPort\* Receptacles,  
[47272](#) DisplayPort\* Receptacles

7

6

5

4

3

2

1

REVISIONS

ECN NO	DATE	REVISION	DESCRIPTION	CHANGER
	SEP 03,09	A	INITIAL RELEASE	JOE XIE

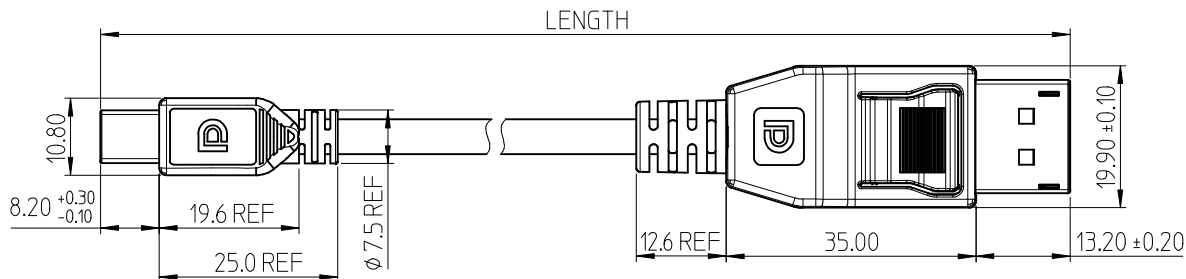
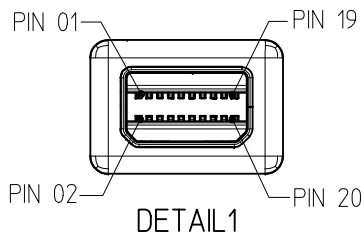
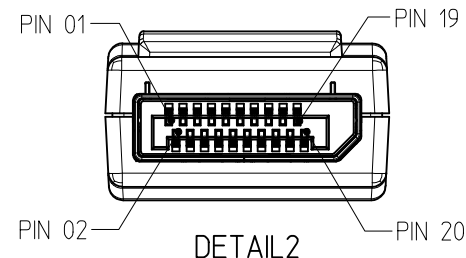
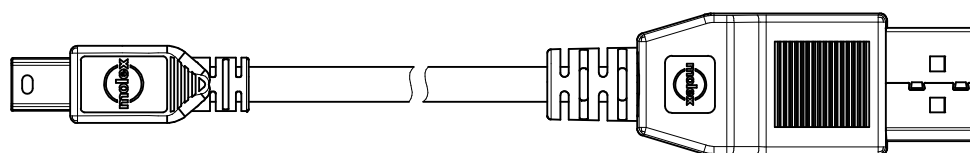
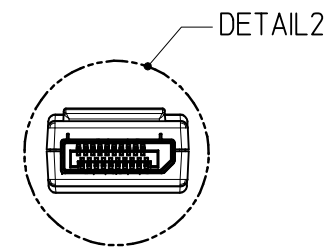
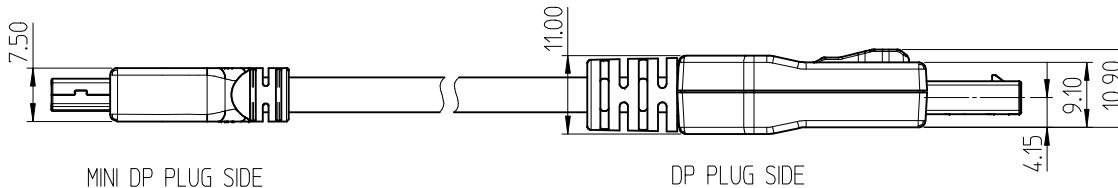
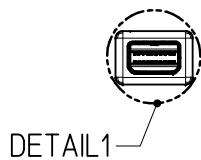


TABLE-1:

PART NO.	LENGTH
687850003	2000±40
687850002	1500±30
687850001	1000±20



EC NO: DG2010-0088 DRWN: YOXIE CHKD: CLUO APPR: CLUO 2009/11/03 2009/11/03 2009/11/03	QUALITY SYMBOLS ▽=0 ◻=0	GENERAL TOLERANCES (UNLESS SPECIFIED)		DIMENSION STYLE <b>MM ONLY</b>		SCALE ---	DESIGN UNITS <b>METRIC</b>	THIRD ANGLE PROJECTION	
		4 PLACES ± --- ± --- 3 PLACES ± --- ± --- 2 PLACES ± 0.25 ± --- 1 PLACE ± 0.5 ± --- ANGULAR ± 1/2°	mm      INCH	DRAWN BY      DATE CHECKED BY      DATE APPROVED BY      DATE	TITLE <b>MINIDP PLUG TO DP PLUG CABLE ASSY (GENERAL)</b>		<b>molex</b> MOLEX INCORPORATED		MATERIAL NO. <b>SEE TABLE-1</b>
<b>A</b>	DESCRIPTION <b>REV</b>	DRAFT WHERE APPLICABLE MUST REMAIN WITHIN DIMENSIONS		SIZE <b>A4</b>		THIS DRAWING CONTAINS INFORMATION THAT IS PROPRIETARY TO MOLEX INCORPORATED AND SHOULD NOT BE USED WITHOUT WRITTEN PERMISSION			

6

5

4

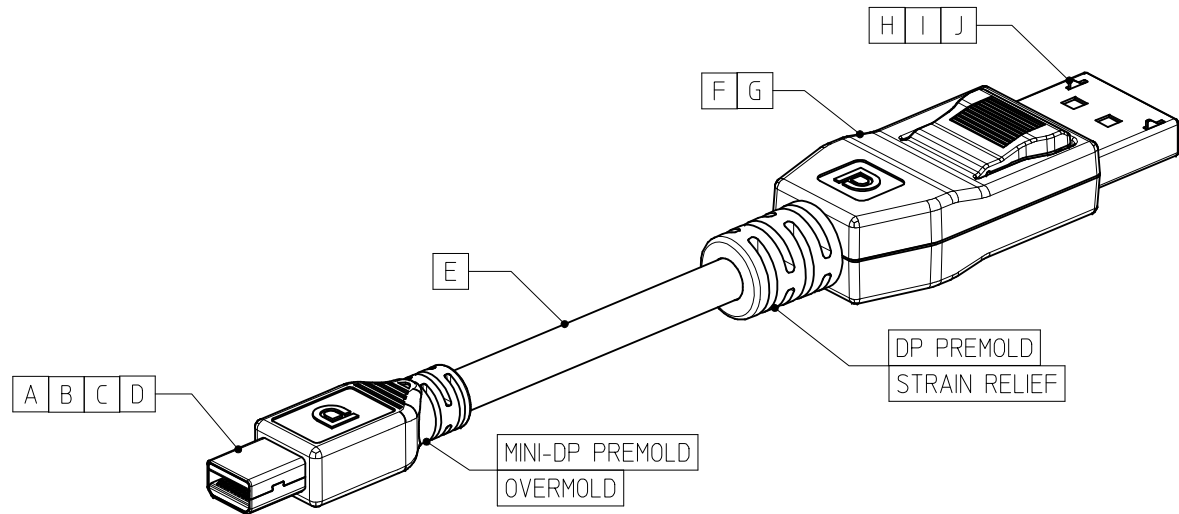
3

2

1

WIRING DIAGRAM

MINI DP PLUG SOURCE SIDE	FUNCTION	DP PLUG SINK SIDE
PIN 01	GROUND	PIN 11
PIN 03	ML0+	PIN 12
PIN 05	ML0-	PIN 10
PIN 07	GROUND	PIN 08
PIN 09	ML1+	PIN 09
PIN 11	ML1-	PIN 07
PIN 13	GROUND	PIN 05
PIN 15	ML2+	PIN 06
PIN 17	ML2-	PIN 04
PIN 19	GROUND	PIN 19
PIN 02	HOT PLUG DETECT	PIN 18
PIN 04	CONFIG 1	PIN 13
PIN 06	CONFIG 2	PIN 14
PIN 08	GROUND	PIN 02
PIN 10	ML3+	PIN 03
PIN 12	ML3-	PIN 01
PIN 14	GROUND	PIN 16
PIN 16	AUX+	PIN 15
PIN 18	AUX-	PIN 17
PIN 20	NO CONNECTION	PIN 20
SHELL	GROUND	SHELL



NOTES:

1. MATERIALS:

- OVERMOLD: PVC, COLOR BLACK, UL94-V0;
- STRAIN RELIEF: PVC, COLOR BLACK, UL94-V0;
- CABLE: PVC JACKET, BLACK, UL94-VW-1.

2. THE PRODUCT COMPLIANT TO MOLEX ES-40000-5016.

ITEM	DESCRIPTION	MATERIAL	USAGE
J	DP PLUG WITH LATCH	---	1 PCS
I	INNER LOWER SHELL FOR DP	COPPER ALLOY	1 PCS
H	INNER UPPER SHELL FOR DP	COPPER ALLOY	1 PCS
G	LOWER COVER FOR DP, BLACK	ABS+PC	1 PCS
F	UPPER COVER FOR DP, BLACK	ABS+PC	1 PCS
E	MINI DP CABLE	---	---
D	BOTTOM SHELL FOR MINI DP PLUG	COPPER ALLOY	1 PCS
C	TOP SHELL FOR MINI DP PLUG	COPPER ALLOY	1 PCS
B	SHIELD SHELL FOR MINI DP PLUG	COPPER ALLOY	1 PCS
A	SUB-ASSEMBLY FOR MINI DP PLUG	---	1 PCS

EC NO: DG2010-0088 2009/11/03 DRWN: YOXIE 2009/11/03 CHKD: CLUO 2009/11/03 APPR: CLUO	QUALITY SYMBOLS ▽=0 ◻=0	GENERAL TOLERANCES (UNLESS SPECIFIED)		DIMENSION STYLE <b>MM ONLY</b>		SCALE ---	DESIGN UNITS METRIC	THIRD ANGLE PROJECTION	
				DRAWN BY _____ DATE _____		TITLE <b>MINIDP PLUG TO DP PLUG CABLE ASSY (GENERAL)</b>			
				CHECKED BY _____ DATE _____					
				APPROVED BY _____ DATE _____		MOLEX INCORPORATED			
A	REV	DRAFT WHERE APPLICABLE MUST REMAIN WITHIN DIMENSIONS		MATERIAL NO. <b>SEE TABLE-1</b>		DOCUMENT NO. <b>SD-68785-0001</b>		SHEET NO. 2 OF 2	
				SIZE A4		THIS DRAWING CONTAINS INFORMATION THAT IS PROPRIETARY TO MOLEX INCORPORATED AND SHOULD NOT BE USED WITHOUT WRITTEN PERMISSION			