

PLEASE CHECK WWW.MOLEX.COM FOR LATEST PART INFORMATION

Part Number: [0038002117](#)
Status: **Active**
Overview: [kk](#)
Description: 2.54mm (.100") KK® IDT Double Cantilever Contact, 27 Circuits, Tin (Sn), Feed-Through, Friction Ramp and Polarizing Rib, Brown ID Strip

Documents:

[3D Model](#) [Product Specification PSX-7690S \(PDF\)](#)
[Drawing \(PDF\)](#) [RoHS Certificate of Compliance \(PDF\)](#)

Agency Certification

CSA LR19980

General

Product Family IDT and Solder Connectors
 Series [7720](#)
 Comments Version J
 Crimp Quality Equipment Yes
 Overview [kk](#)
 Product Name KK®

Physical

Circuits (Loaded) 27
 Circuits (maximum) 27
 Color - Resin Natural
 Durability (mating cycles max) 5
 Flammability 94V-2
 Gender Female
 Glow-Wire Compliant No
 Lock to Mating Part None
 Material - Metal Brass
 Material - Plating Mating Tin
 Material - Plating Termination Tin
 Material - Resin Nylon
 Number of Rows 1
 Packaging Type Bag
 Pitch - Mating Interface (in) 0.100 In
 Pitch - Mating Interface (mm) 2.54 mm
 Pitch - Term. Interface (in) 0.100 In
 Pitch - Term. Interface (mm) 2.54 mm
 Polarized to Mating Part Yes
 Stackable No
 Temperature Range - Operating 0°C to +75°C
 Termination Interface: Style IDT or Pierce
 Wire Size AWG 26 Stranded, 28 Solid, 28 Stranded Topcoat

Electrical

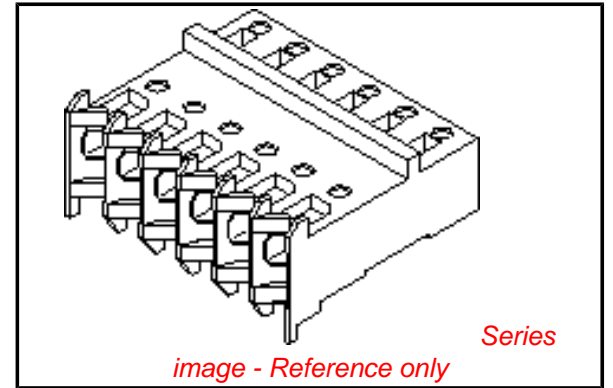
Current - Maximum per Contact 4A
 Voltage - Maximum 250V

Material Info

Old Part Number 7720S-C27J

Reference - Drawing Numbers

Packaging Specification PK-7720-100
 Product Specification PSX-7690S
 Sales Drawing SDA-7720S-*N*



EU RoHS

ELV and RoHS Compliant
REACH SVHC
 Not Reviewed
Halogen-Free Status
Not Reviewed

China RoHS



Need more information on product environmental compliance?

Email productcompliance@molex.com
 For a multiple part number RoHS Certificate of Compliance, [click here](#)

Please visit the [Contact Us](#) section for any non-product compliance questions.

Search Parts in this Series

[7720Series](#)

Application Tooling | [FAQ](#)

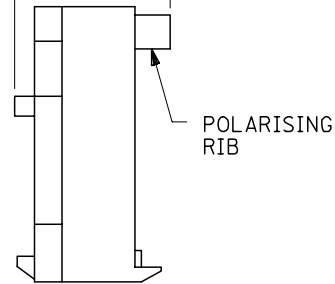
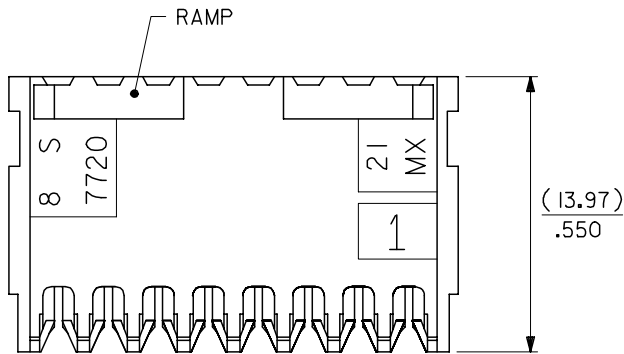
Tooling specifications and manuals are found by selecting the products below. Crimp Height Specifications are then contained in the Application Tooling Specification document.

Global

Description	Product #
Insertion Tool for	0638133504
2.54mm (.100") Pitch	
KK® IDT Crimp	
Terminals	
IDT - Semi-automatic	0011200412
- Bench-Top	
Terminator	

This document was generated on 05/19/2010

PLEASE CHECK WWW.MOLEX.COM FOR LATEST PART INFORMATION



BASE No. A-7720S- * N * - * VOID LOC' n.
 TERMINAL DESIGNATION
 No. OF CCTS.

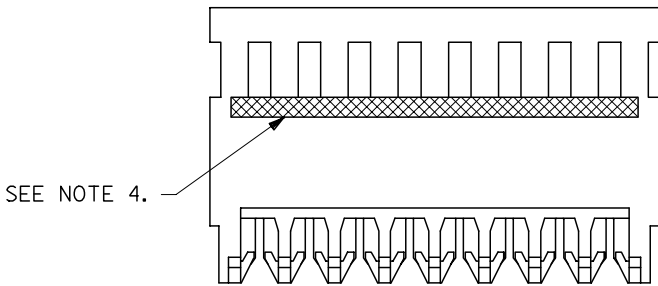
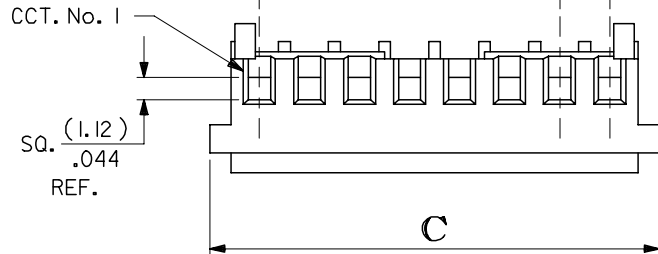
HOUSING CONFIGURATION

- WITHOUT BACKWALL { A. HSG, NO RAMP, NO POL. RIBS
 B. WITH RAMP
 C. WITH RAMP AND POL. RIB
- WITH BACKWALL { D. HSG, NO RAMP, NO POL. RIB
 E. WITH RAMP
 F. WITH RAMP AND POL. RIB

NOTES:

- MATERIAL: NYLON 6/6, 94V-2, NATURAL.
- THIS ASSY. IS FOR USE WITH (0.64)/.025 SQ. OR RD. PINS. INSERTION DEPTH (6.10-7.87)/.240-.310
- THIS ASSY. WILL ACCOMMODATE (1.42)/.056 MAX. INSULATION DIA.
- COLOURED STRIPE ON FULL LENGTH OF RIB DENOTES WIRE GAUGE (SEE CHART).
- VOIDS ARE AVAILABLE WITH PIN WINDOWS MOULDED CLOSED.
- ALL TERMINALS HAVE CAT-EARS CONFIGURATION EXCEPT WHEN GOLD PLATED.
- FOR STANDARD PARTS SEE SHEETS 2&3.
- FOR NON STANDARD PLATING OPTIONS SEE SHEET 4.

NO OF CCTS	DIMn. A	DIMn. C
2	(2.54) / .100	(7.59) / .299
3	(5.08) / .200	(10.13) / .399
4	(7.62) / .300	(12.67) / .499
5	(10.16) / .400	(15.21) / .599
6	(12.70) / .500	(17.75) / .699
7	(15.24) / .600	(20.29) / .799
8	(17.78) / .700	(22.83) / .899
9	(20.32) / .800	(25.37) / .999
10	(22.86) / .900	(27.91) / 1.099
11	(25.40) / 1.000	(30.45) / 1.199
12	(27.94) / 1.100	(32.99) / 1.299
13	(30.48) / 1.200	(35.53) / 1.399
14	(33.02) / 1.300	(38.07) / 1.499
15	(35.56) / 1.400	(40.61) / 1.599
16	(38.10) / 1.500	(43.15) / 1.699
17	(40.64) / 1.600	(45.69) / 1.799
18	(43.18) / 1.700	(48.23) / 1.899
19	(45.72) / 1.800	(50.77) / 1.999
20	(48.26) / 1.900	(53.31) / 2.099
21	(50.80) / 2.000	(55.85) / 2.199
22	(53.34) / 2.100	(58.39) / 2.299
23	(55.88) / 2.200	(60.93) / 2.399
24	(58.42) / 2.300	(63.47) / 2.499
25	(60.96) / 2.400	(66.01) / 2.599
26	(63.50) / 2.500	(68.55) / 2.699
27	(66.04) / 2.600	(71.09) / 2.799
28	(68.58) / 2.700	(73.63) / 2.899



REVISION UPDATE	DESCRIPTION
EC NO: E2007-0125	
DRWN: WASZKI, EMI CZ 2006/10/10	
CHKD: D. MORIARTY 2006/10/11	
APPR: DENNEHY 2006/10/11	

QUALITY SYMBOLS	GENERAL TOLERANCES (UNLESS SPECIFIED)
▽=0	mm INCH
▽=0	4 PLACES ± --- ± ---
	3 PLACES ± --- ± .005
	2 PLACES ± 0.13 ± .010
	1 PLACE ± 0.25 ± ---
	ANGULAR ± 2 °

DIMENSION STYLE	
MM/IN	
DRAWN BY	DATE
GCH	
CHECKED BY	DATE
D. MORIARTY	
APPROVED BY	DATE
J. DENNEHY	
MATERIAL NO.	

SCALE	DESIGN UNITS	THIRD ANGLE PROJECTION
4:1	METRIC	☉ □
TITLE		
HOUSING I.D. CONNECTOR (2.54)/.100 CENTRES NON\$		
MOLEX MOLEX INCORPORATED		
DOCUMENT NO.	SHEET NO.	
SDA-7720S-*N*	1 OF 4	

10 9 8 7 6 5 4 3 2 1

PART NO.	ENG. NO.	CCTS.	TERMINAL	I.D. STRIPE	PLATING
38-00-2092	A-7720S-C 2J	2	40125-J(P918)	BROWN	HOT TIN DIP (1-3µM)/.000040-.000120
▲ 2093	▲ C 3J	3	▲	▲	
2094	C 4J	4			
2095	C 5J	5			
2096	C 6J	6			
2097	C 7J	7			
2098	C 8J	8			
2099	C 9J	9			
2100	C10J	10			
2101	C11J	11			
2102	C12J	12			
2103	C13J	13			
2104	C14J	14			
2105	C15J	15			
2106	C16J	16			
2107	C17J	17			
2108	C18J	18			
2109	C19J	19			
2110	C20J	20			
2111	C21J	21			
2112	C22J	22			
2113	C23J	23			
2114	C24J	24			
2115	C25J	25			
2116	C26J	26			
▼ 2117	▼ C27J	27	▼	▼	
38-00-2118	A-7720S-C28J	28	40125-J(P918)	BROWN	

PART NO.	ENG. NO.	CCTS.	TERMINAL	I.D. STRIPE	PLATING
38-00-0579	A-7720S-C6J(561)	6	40627-J(561)	BROWN	SELECTIVE GOLD (0.76µM)/.000030 MIN. OVER (1.27µM)/.000050 NICKEL MIN.

NOTE: 18 - 28 CIRCUITS ARE NON-STANDARD.

CORRECT PLATING EC NO: E2007-0125 DRWN: MASZKI, EMI CZ 2006/10/10 CHK'D: MORIARTY 2006/10/11 APPR: DENNEHY 2006/10/11	QUALITY SYMBOLS	GENERAL TOLERANCES (UNLESS SPECIFIED)		DIMENSION STYLE MM ONLY		SCALE ---	DESIGN UNITS METRIC	THIRD ANGLE PROJECTION	
	▼=0	4 PLACES	±---	±---	DRAWN BY	DATE	TITLE		
	▽=0	3 PLACES	±---	±---	MCC		INSULATION DISPLACEMENT CONNECTOR (2.54)/.100 CENTRES		
		2 PLACES	±---	±---	D. MORIARTY				
	1 PLACE	±---	±---	APPROVED BY		DATE	MOLEX INCORPORATED		
		ANGULAR ±---°		MATERIAL NO.		DOCUMENT NO.		SHEET NO.	
		DRAFT WHERE APPLICABLE MUST REMAIN WITHIN DIMENSIONS		SEE CHART		SDA-7720S-*N*		3 OF 4	
		THIS DRAWING CONTAINS INFORMATION THAT IS PROPRIETARY TO MOLEX INCORPORATED AND SHOULD NOT BE USED WITHOUT WRITTEN PERMISSION							

9 8 7 6 5 4 3 2 1