

**SELECTOR GUIDE**

Part Number	Dice	Lens Color / Type	Pack Size	View Angle 2θ 1/2
MT7318-UR-A	Red	Water Clear	5mm Round 07° - 12°	10 °

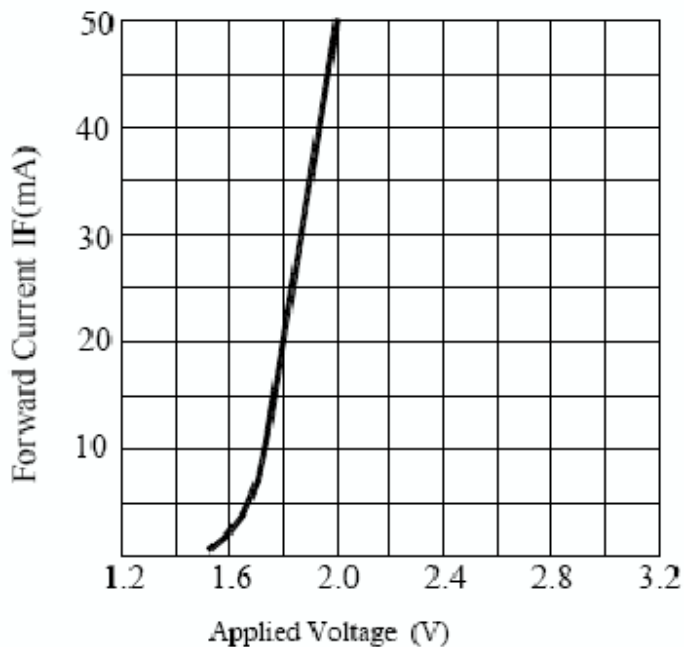
**ELECTRICAL / OPTICAL CHARACTERISTICS AT T<sub>A</sub>=25°C**

Parameter	Symbol	Device	Min.	Typ.	Max.	Units	Test Conditions
Forward Voltage	V <sub>F</sub>	Red	-	1.80	2.20	V	20mA
Reverse Current	I <sub>R</sub>	Red	-	-	100	μA	4V
Luminous Intensity	I <sub>v</sub>	Red	200	420	-	mcd	20mA
Peak Wavelength	λ <sub>peak</sub>	Red	-	660	-	nm	20mA
Dominant Wavelength	λ <sub>D</sub>	Red	-	643	-	nm	20mA
Spectral Line Half-Width	Δλ 1/2	Red	-	20	-	nm	20mA

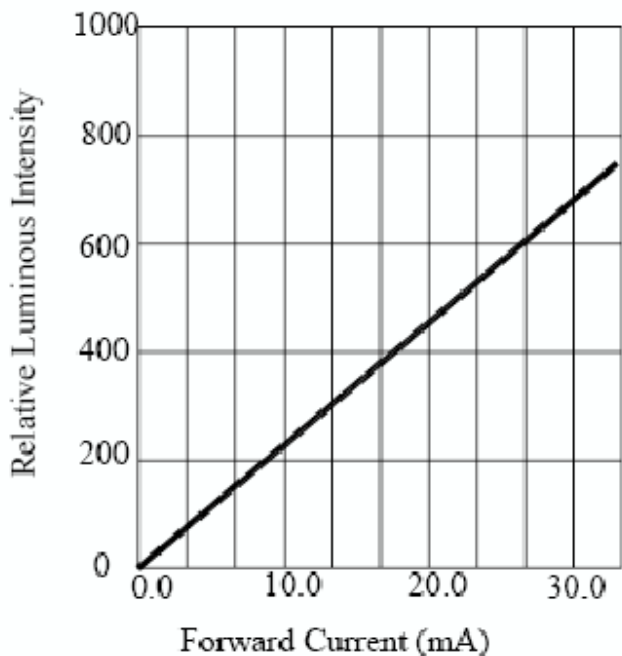
**ABSOLUTE MAXIMUM RATINGS AT T<sub>A</sub>=25°C**

Parameter	Rating	Units
Forward Current ( I <sub>F</sub> )	30	mA
Power Dissipation ( P <sub>D</sub> )	66	mW
Reverse Voltage ( V <sub>R</sub> )	4	V
Operating Temperature ( T <sub>OPR</sub> )	-25 ~ +85	°C
Storage Temperature ( T <sub>STG</sub> )	-40 ~ 100	°C
Lead Solder Temperature ( T <sub>SOL</sub> )	260	@ for 5 sec. max

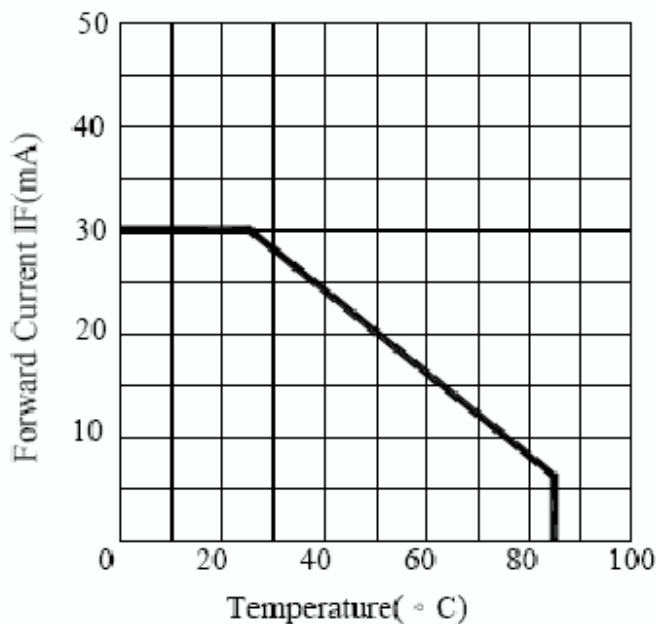
1. All Dimensions Are In Millimeters (inches).
2. Tolerance Is +0.25(0.01") Unless Otherwise Noted.
3. Specifications Are Subject To Change Without Notice.



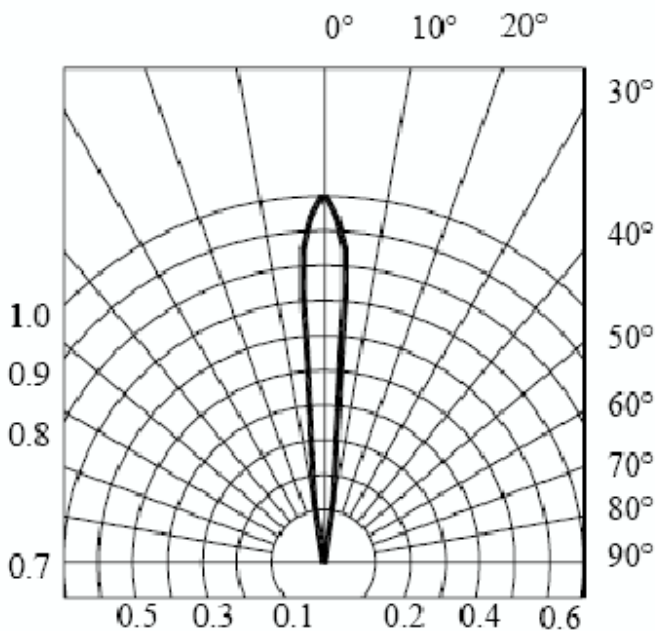
**FORWARD CURRENT VS. APPLIED VOLTAGE**



**FORWARD CURRENT VS. LUMINOUS INTENSITY**



**FORWARD CURRENT VS. AMBIENT TEMPERATURE**



**RADIATION DIAGRAM**

