



actual size

Oscillator · LVDS · JOD75

SMD Low Voltage LVDS Oscillator · 7.5 x 5.2 mm

- drives fast LVDS logic
- complementary output, low EMI
- reflow soldering temperature: 260 °C max.
- ceramic/metal package



General Data

type	JOD75 3.3 V & 2.5 V	
frequency range	80.0 ~ 170.0 MHz	
higher frequencies on request	170.0 ~ 270.0 MHz	
frequency stability over all*	± 25 ppm ~ ± 100 ppm	
	see table 1	
current consumption	66mA max.	
supply voltage V _{DC}	3.3 V ± 5% / 2.5 V ± 5%	
temperature	operating	-10 °C ~ +70 °C / -40 °C ~ +85 °C
	storage	-55 °C ~ +125 °C
output	rise & fall time	0.7ns (20% ~ 80% of V _{pp})
	load nom.	100Ω differential
	swing min.	0.35V _{p-p} / 0.25V _{p-p}
	offset voltage	1.25V ± 0.125V
output enable time max.	10ms	
output disable time max.	200ns	
start-up time max.	10ms	
standby function	stop	
standby current max.	30µA	
phase jitter 12 kHz ~ 20.0 MHz	< 1.0ps RMS	
period jitter	< 5.0ps RMS	
symmetry at 50% of V _{pp}	45% ~ 55% max.	

Table 1: Frequency Stability Code

stability code	A	B	C			
	± 100 ppm	± 50 ppm	± 25 ppm			
-10 °C ~ +70 °C	○	○	▲			
-40 °C ~ +85 °C	○	○				

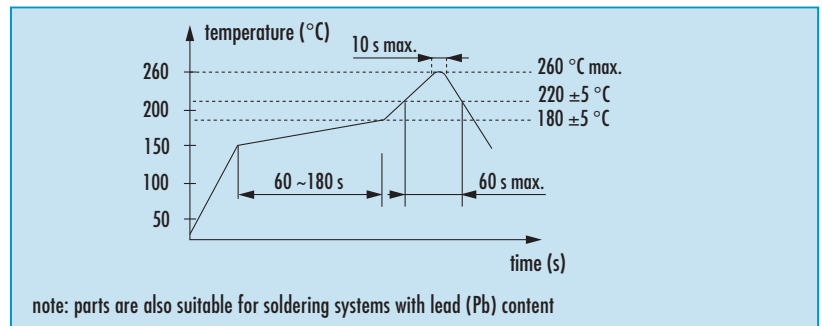
● standard ○ available ▲ excludes shock & vibration

* includes stability at 25 °C, operating temp. range, supply voltage change, shock and vibration, aging 1st year.

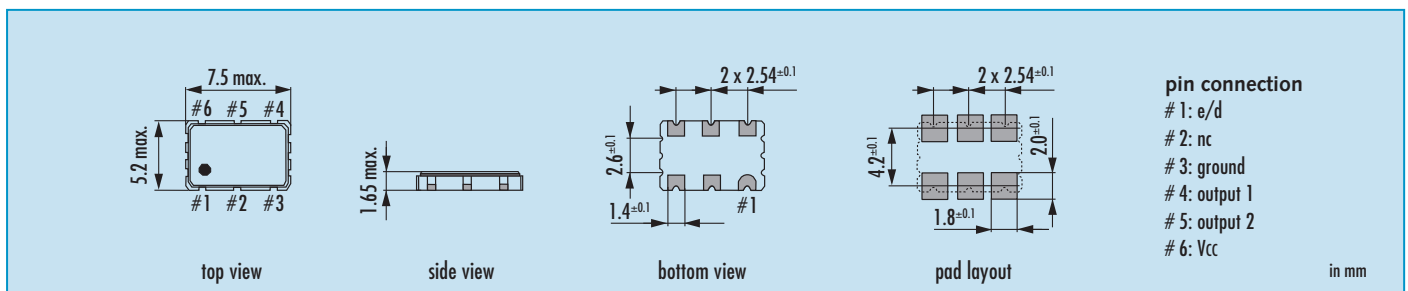
Enable / Disable Function

pin #1 (e/d control)	pin #4 / #5 (outputs)	
open or ≥ 0.7 V _{CC}	enable	
gnd or ≤ 0.3 V _{CC}	high impedance	

Reflow Soldering Profile



Dimensions



Order Information

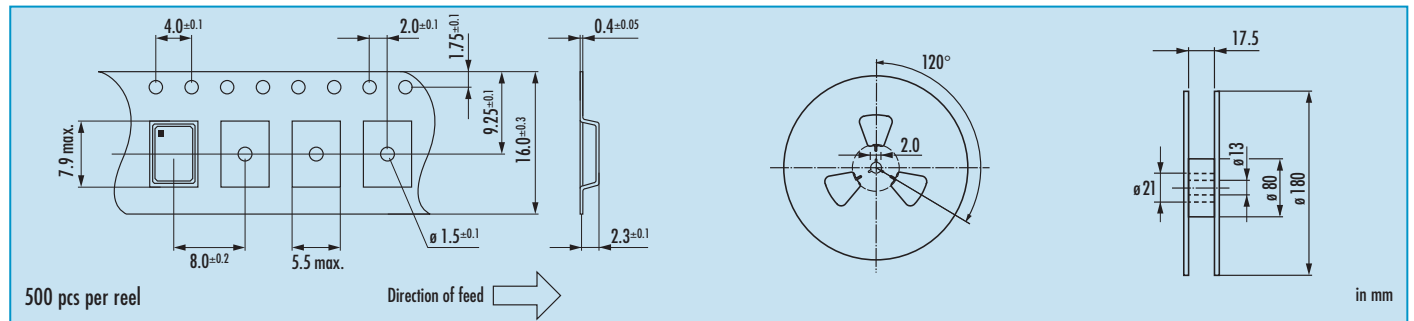
0	frequency in MHz	—	type	—	frequency stability code	—	supply voltage in Volt	—	option
Oscillator	80.0 ~ 170.0 MHz >170.0 MHz on request		JOD75		see table 1		3.3 = 3.3 V 2.5 = 2.5 V		blank = -10 °C ~ +70 °C T1 = -40 °C ~ +85 °C on request

Example: O 155.520-JOD75-B-3.3-T1 (Suffix LF = RoHS compliant / Pb free pins or pads)



Oscillator · LVDS · JOD75

Taping Specification



Packing Note

- standard packing units are 500 pieces per reel
- non-multiple packing units are only supplied taped / bulk

Marking

type / stability code / voltage code

frequency

company code / date code

date code:

A ~ M: Jan.- Dec.

9: 2009

0: 2010

1: 2011

Jan.	Febr.	Mar.	Apr.	May	June
A	B	C	D	E	F
July	Aug.	Sept.	Oct.	Nov.	Dec.
G	H	J	K	L	M