



TAI-SAW TECHNOLOGY CO., LTD.

No. 3, Industrial 2nd Rd., Ping-Chen Industrial District,
Taoyuan, 324, Taiwan, R.O.C.

TEL: 886-3-4690038 FAX: 886-3-4697532

E-mail: tstsales@mail.taisaw.com Web: www.taisaw.com

Approval Sheet For Product Specification

Issued Date: March, 16, 2006

Product Name: SAW Filter 268MHz SMD 5.0x5.0mm

TST Parts No.:TA0560A

Customer Parts No.: _____

Company: _____
Division: _____
Approved by : _____
Date: _____

Checked by: _____ Bob Chau

Approval by: _____ Francis Chen

Date: _____ 2006/03/16



TAI-SAW TECHNOLOGY CO., LTD.

No. 3, Industrial 2nd Rd., Ping-Chen Industrial District,
Taoyuan, 324, Taiwan, R.O.C.

TEL: 886-3-4690038 FAX: 886-3-4697532

E-mail: tstsales@mail.taisaw.com Web: www.taisaw.com

SAW Filter 268 MHz

MODEL NO.: TA0560A

REV. NO.:1

A. MAXIMUM RATING:

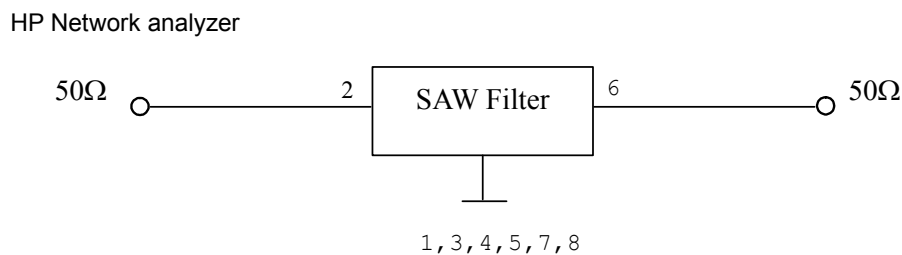
1. Input Power Level: 10 dB_m
2. DC voltage: 3 V
3. Operating Temperature: -10°C to +50°C
4. Storage Temperature: -40°C to +85°C

RoHS Compliant
Lead free
Lead-free soldering

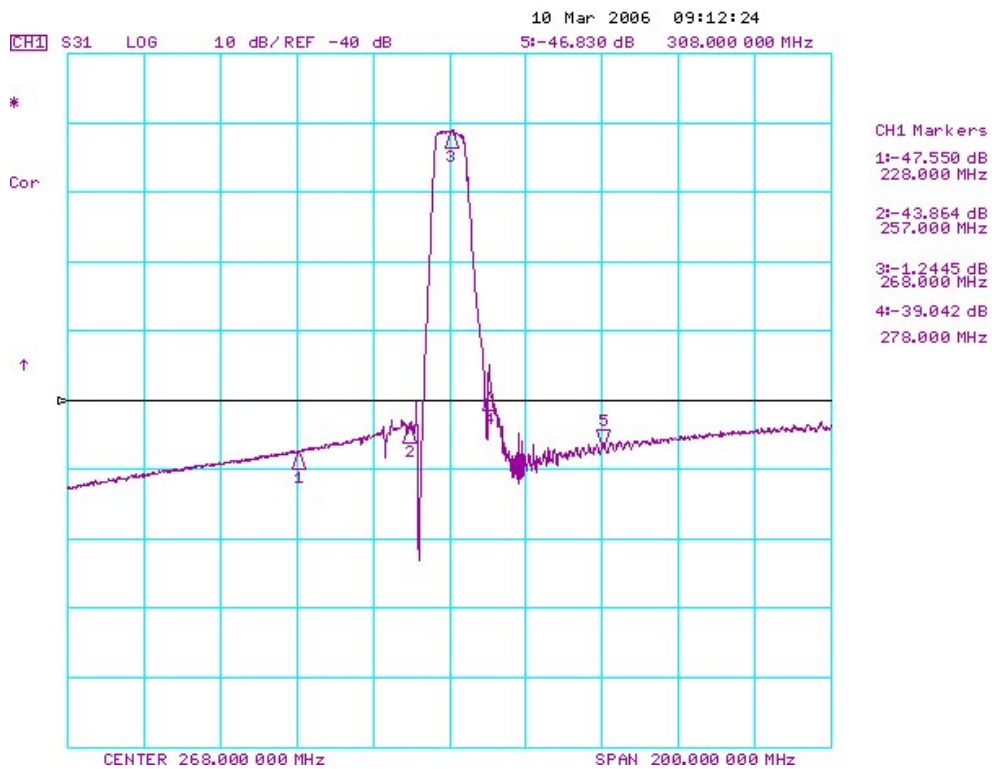
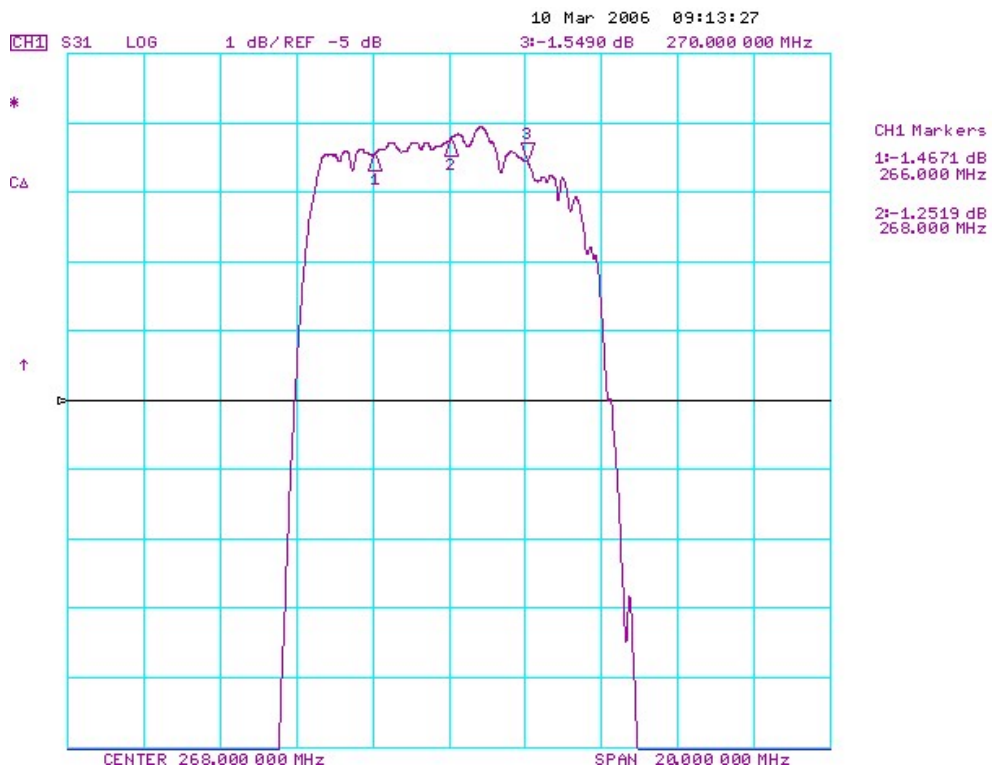
B. ELECTRICAL CHARACTERISTICS:

Item	Unit	Min.	Type.	Max.
Center frequency F_c	MHz	-	268	-
Insertion Loss 266~270MHz IL	dB	-	1.75	4.0
Ripple 266~270MHz	dB	-	0.75	2.0
Absolute Attenuation:(Reference level from 0dB)				
F _c -100 to F _c -40 MHz	dB	40	47	-
F _c -40 to F _c -11 MHz	dB	30	42	-
F _c +11 to F _c +40 MHz	dB	15	35	-
F _c +40 to F _c +100 MHz	dB	38	43	-
Source impedance Z_s	Ω	-	50	-
Load impedance Z_L	Ω	-	50	-

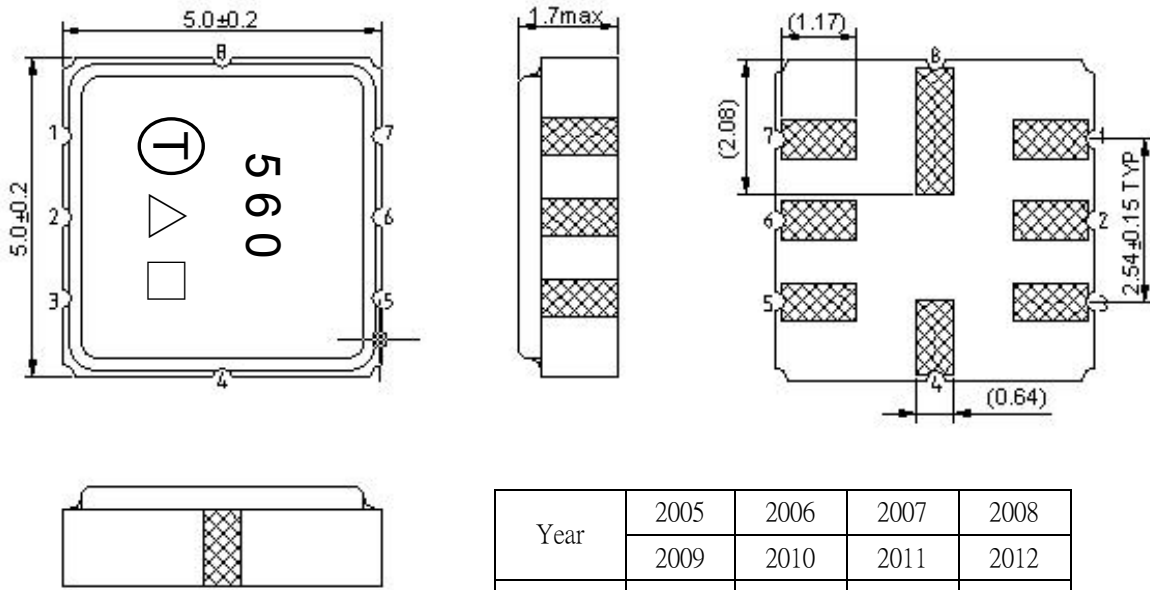
C. MEASUREMENT CIRCUIT:



D. FREQUENCY CHARACTERISTICS:



E. OUTLINE DRAWING:



#2: Input

#6: Output

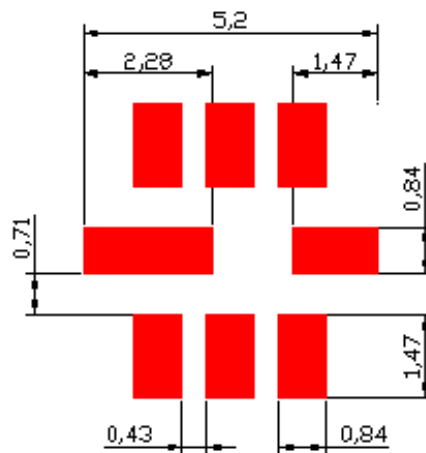
#1,3,4,5,7,8: Ground

△ : Year Code

□ : Date Code (Follow the table provided by planner each year.)

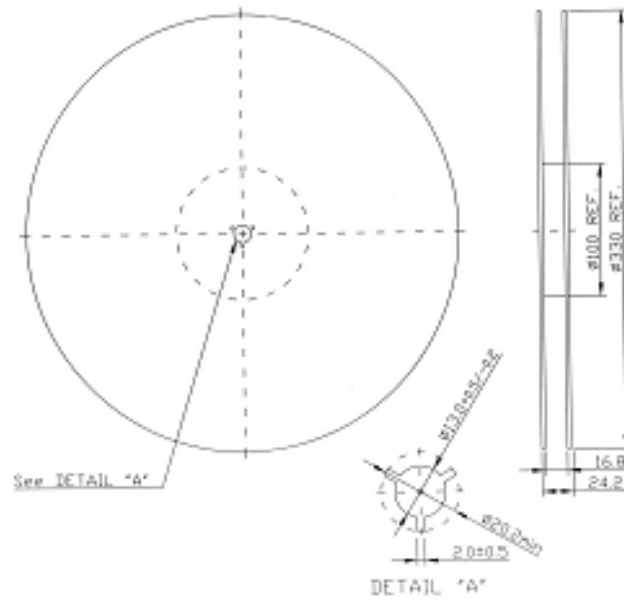
Unit: mm

F. PCB FOOTPRINT:

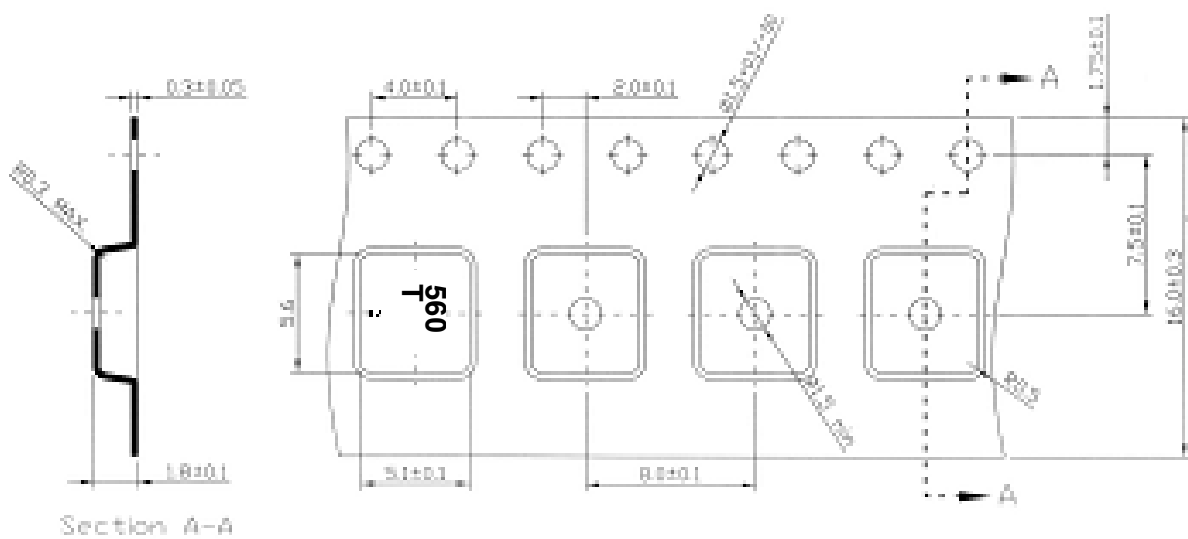


G. PACKING:

1. REEL DIMENSION



2. TAPE DIMENSION



H. RECOMMENDED REFLOW PROFILE :

