

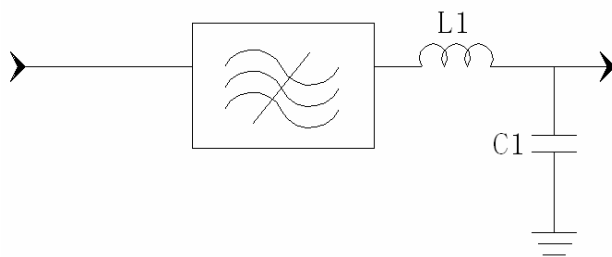
Specifications

Parameter	Unit	Minimum	Typical	Maximum
Center Frequency	MHz	69.97	71	71.03
Insertion Loss	dB	-	17	20
1 dB Bandwidth	MHz	0.2	0.258	-
45 dB Bandwidth	MHz	-	0.772	0.8
Phase Linearity	deg	-	2	-
Passband Variation	dB	-	0.2	0.5
Ultimate Rejection($f_0 \pm 0.5\text{MHz}$)	dB	45	47	-
Absolute delay	usec	-	4.347	-
Material Temperature coefficient	KHz/°C	0.071		
Ambient Temperature	°C	25		
Package Size	DIP3512 (35.0x12.8x4.7mm ³)			

Notes:

1. All specifications are based on the test circuit shown
2. In production, devices will be tested at room temperature to a guardbanded specification to ensure electrical compliance over temperature
3. Electrical margin has been built into the design to account for the variations due to temperature drift and manufacturing tolerances
4. This is the optimum impedance in order to achieve the performance show

Matching Configuration



L1=180nH C1=82pF
Source/Load Impedance=50 ohm

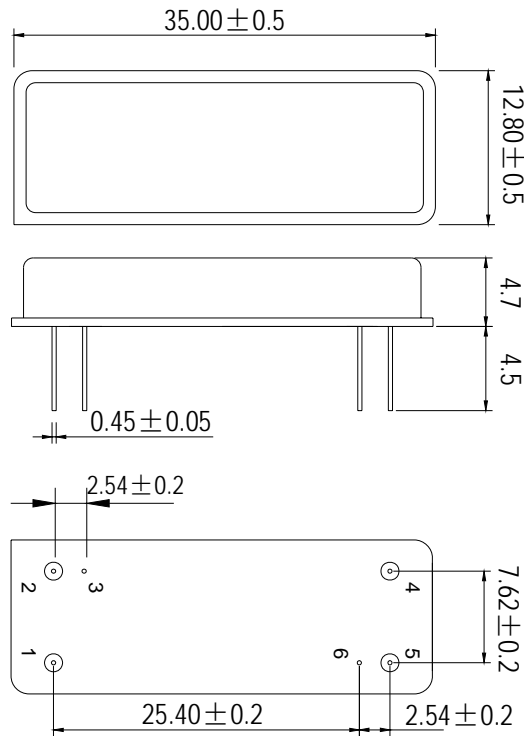
Notes - Component values may change depending on board layout.



SIPAT Co., Ltd.
(CETC No. 26 Research Institute)
Nanping Huayuan Road No. 14
Chongqing, China, 400060

Part Number	LBS07104		
Rev. Date	2005-12-30		
Rev.	1.0	Page 1/3	

Package Dimension



Input:1
Output:5

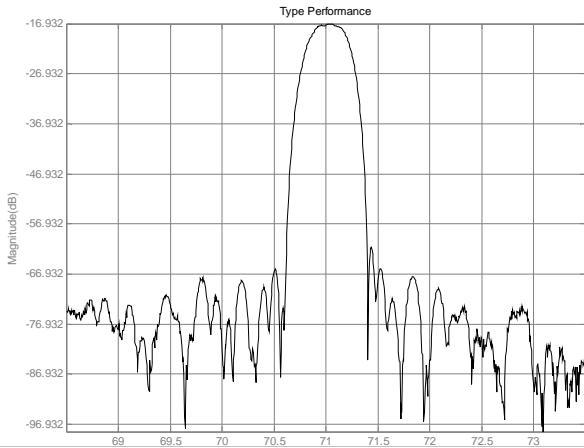


SIPAT Co., Ltd.
(CETC No. 26 Research Institute)
Nanping Huayuan Road No. 14
Chongqing, China, 400060

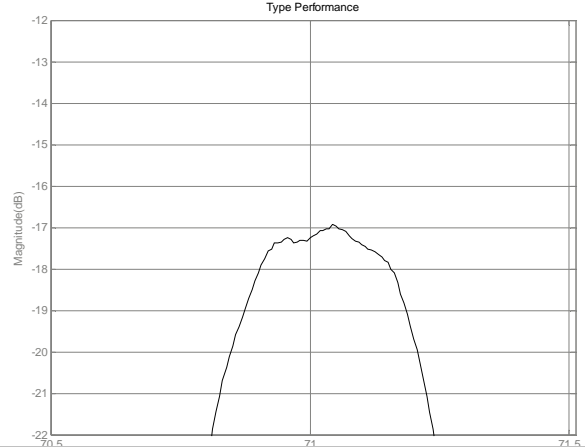
Part Number	LBS07104	
Rev. Date	2005-12-30	
Rev.	1.0	Page 2/3

Typical Performance

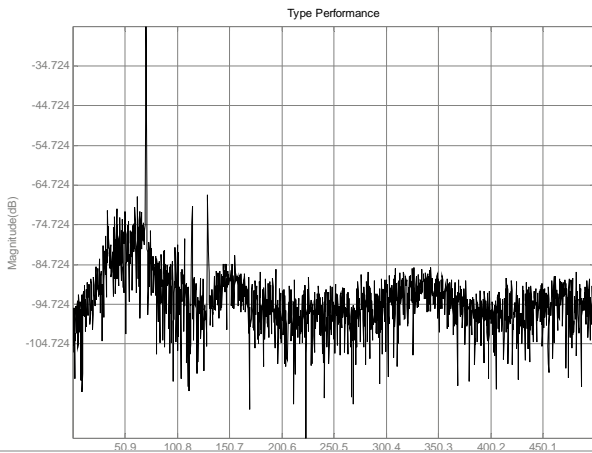
Frequency Response



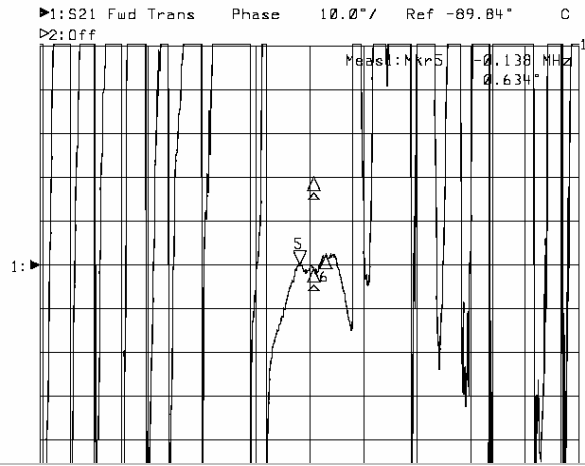
Passband Response



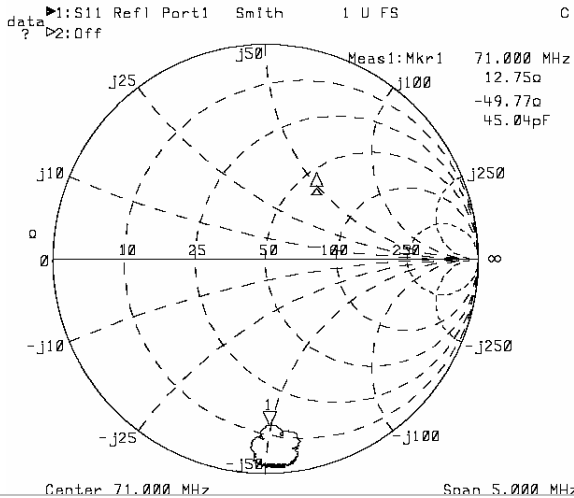
Wideband Response



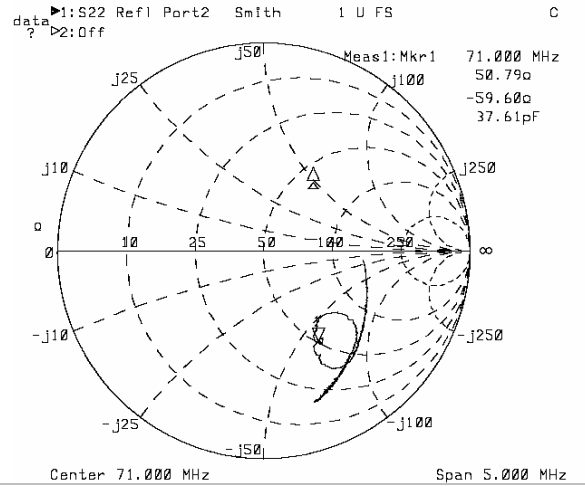
1dB Phase Linearity



Smith Chart S11



Smith Chart S22



SIPAT Co., Ltd.
(CETC No. 26 Research Institute)
Nanping Huayuan Road No. 14
Chongqing, China, 400060

Part Number	LBS07104	
Rev. Date	2005-12-30	
Rev.	1.0	Page 3/3