



Features

- ◇ For IF SAW filter
- ◇ Single-ended operation
- ◇ Ceramic Surface Mount Package
- ◇ Small size
- ◇ RoHS compliant (2002/95/EC), Pb-free

Specifications

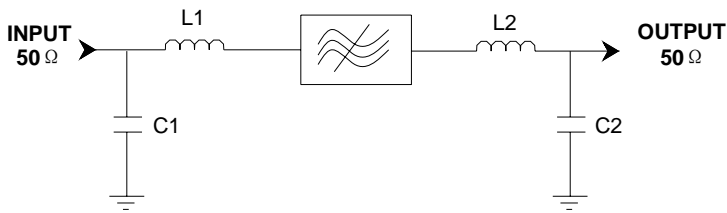
Parameter	Unit	Minimum	Typical	Maximum
Center Frequency	MHz	-	140	-
Insertion Loss	dB	-	8.3	15
1 dB Bandwidth	MHz	28	30.38	-
3 dB Bandwidth	MHz	-	32.4	-
Passband Variation	dB	-	0.8	1
Absolute Delay	usec	-	0.55	-
Ultimate Rejection	@f0±28MHz	dB	18	-
	@f0±56MHz	dB	50	-
Material Temperature coefficient	KHz/°C	-11.48		
Substrate Material	-	128LN		
Ambient Temperature	°C	25		
Operating Temperature Range	°C	-40	-	+85
Storage Temperature Range	°C	-45	-	+105
DC Voltage	V	0		
Input Power	dBm	-	-	10
ESD Class	-	1		
Package Size	SMD7.0*5.0			

Notes:

1. All specifications are based on the test circuit shown;
2. In production, all specifications are measured by Agilent Network analyzer and full 2 port calibration at room temperature;
3. Electrical margin has been built into the design to account for the variations due to temperature drift and manufacturing tolerances;
4. This is the optimum impedance in order to achieve the performance show.

	SIPAT Co., Ltd. (CETC No.26 Research Institute) #14 Nanping Huayuan Road, Chongqing, China, 400060	Part Number	LBN140A06	
		Rev. Date	2007-10-31	
		Ver.	1.0	Page 1/3

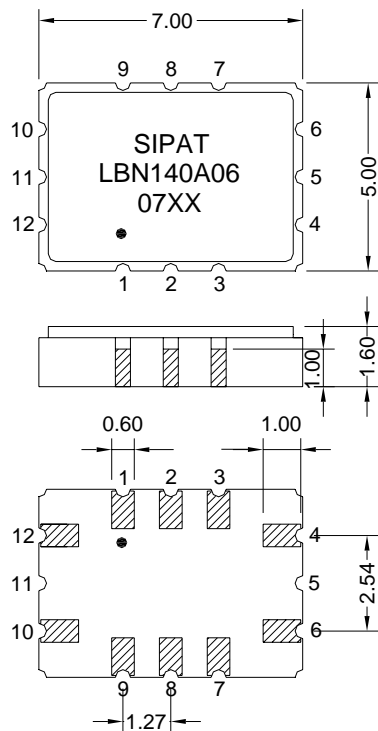
Matching Configuration



L1=100nH L2=(82+47)nH
C1=22pF C2=18pF
Source/Load Impedance=50 ohm

Notes - Component values may change depending on board layout.

Package Dimension



Pad Configuration:

Input 10
Output 4
Ground All Others

Marking Configuration:

- 1) •: Pad Number 1 Index
- 2) SIPAT: Manufacturer Name
- 3) LBN140A06: Part Number
- 4) 07XX: Date Code

Package: SMD7.0*5.0

Unit: mm

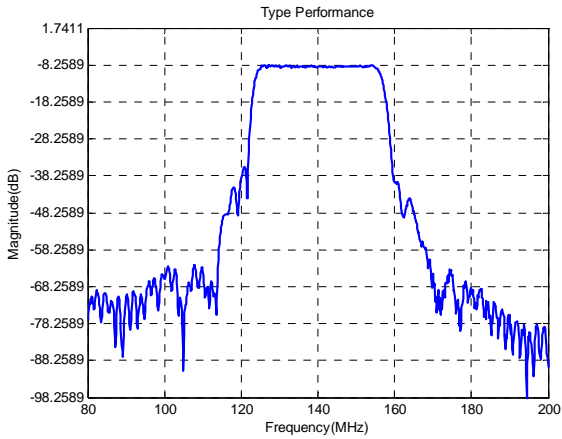


SIPAT Co., Ltd.
(CETC No.26 Research Institute)
#14 Nanping Huayuan Road,
Chongqing, China, 400060

Part Number	LBN140A06	
Rev. Date	2007-10-31	
Ver.	1.0	Page 2/3

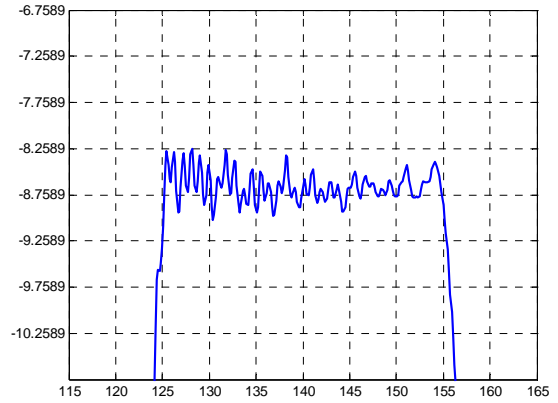
Typical Performance

Frequency Respond



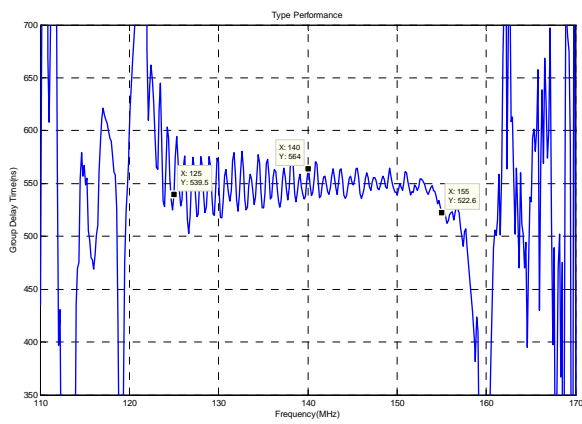
Horizontal: 20MHz/Div Vertical: 10dB/Div

Passband Respond



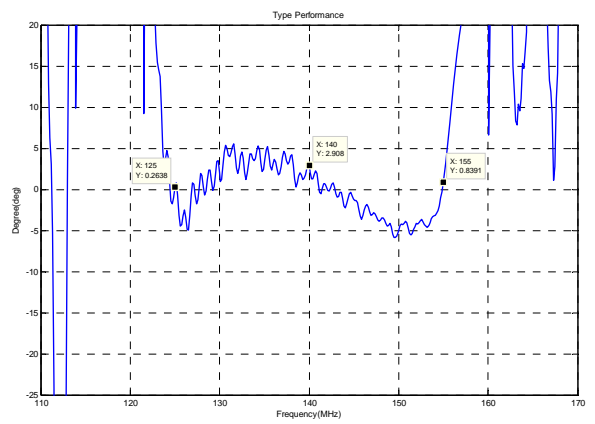
Horizontal: 5MHz/Div Vertical: 0.5dB/Div

Group Delay Variation(f0±15MHz)



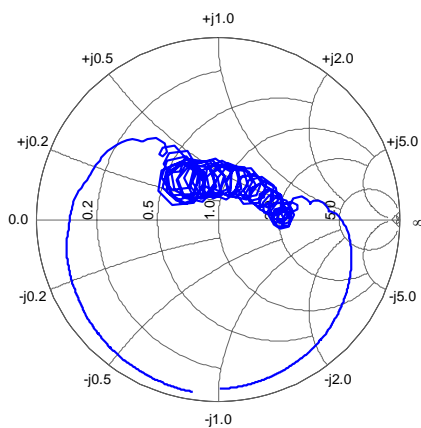
Horizontal: 10MHz/Div Vertical: 50ns/Div

Phase Linearity(f0±15MHz)

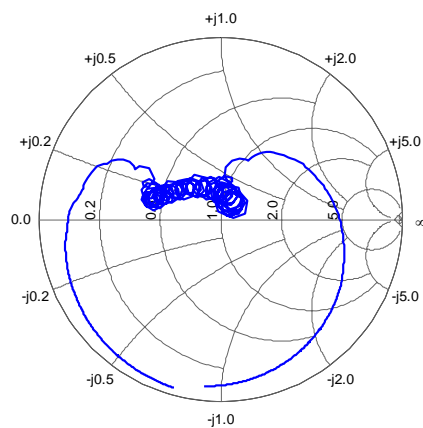


Horizontal: 10MHz/Div Vertical: 5deg/Div

Smith Chart S11



Smith Chart S22



SIPAT Co., Ltd.
(CETC No.26 Research Institute)
#14 Nanping Huayuan Road,
Chongqing, China, 400060

Part Number	LBN140A06	
Rev. Date	2007-10-31	
Ver.	1.0	Page 3/3