

RF AMPLIFIER

MODEL *TM3071*

Available as: TM3071, 4 Pin TO-8 (T4)
 TN3071, 4 Pin Surface Mount (SM3)
 FP3071, 4 Pin Flatpack (FP4)
 BX3071, Connectorized Housing (H1)

Features

- Higher Gain: 20 dB Typical
- Output Power: +19.5 dBm Typical
- Operating Temp.: - 55 °C to + 85 °C
- Environmental Screening Available

Specifications

CHARACTERISTIC	TYPICAL Ta= 25 °C	MIN/MAX Ta = -55 °C to +85 °C
Frequency	10-500 MHz	10-500 MHz
Gain (dB)	20	19 Min.
Power @ 1 dB Comp. (dBm)	+19.5	+18.5 Min.
Reverse Isolation (dB)	-22	-19 Max.
VSWR In	<1.75:1	2.0:1 Max.
Out	<1.5:1	2.0:1 Max.
Noise Figure (dB)	4.0	5.5 Max.
Power Vdc	+15	+15
mA	75	85 Max.

Note: Care should always be taken to effectively ground the case of each unit.

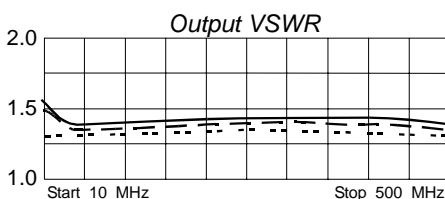
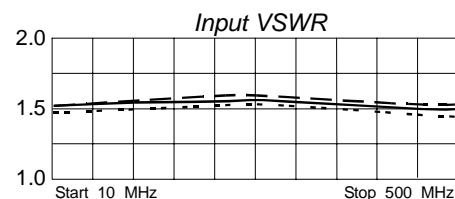
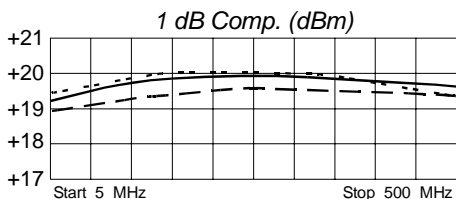
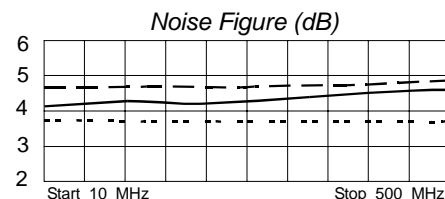
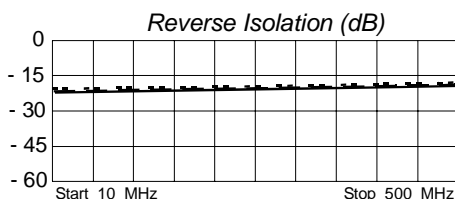
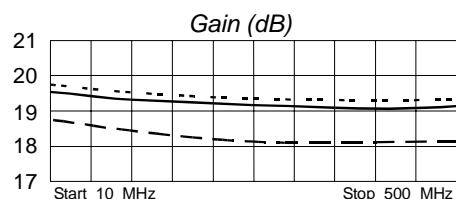
Typical Intermodulation Performance at 25 ° C

Second Order Harmonic Intercept Point +51 dBm (Typ.)
 Second Order Two Tone Intercept Point +45 dBm (Typ.)
 Third Order Two Tone Intercept Point +34 dBm (Typ.)

Maximum Ratings

Ambient Operating Temperature -55°C to + 100 °C
 Storage Temperature -62°C to + 125 °C
 Case Temperature + 125 °C
 DC Voltage + 18 Volts
 Continuous RF Input Power + 13 dBm
 Short Term RF Input Power 100 Milliwatts (1 Minute Max.)
 Maximum Peak Power 0.5 Watt (3 μsec Max.)

Typical Performance Data



Legend ——— + 25 °C - - - - + 85 °C ······ -55 °C



Spectrum Microwave · 2144 Franklin Drive N.E. · Palm Bay, Florida 32905 · PH (888) 553-7531 · Fax (888) 553-7532 05/21/04

www.spectrummicrowave.com Spectrum Microwave (Europe) · 2707 Black Lake Place · Philadelphia, Pa. 19154 · PH (215) 464-4000 · Fax (215) 464-4001