




E1/T1/ PRI/CEPT Single Transformers

Features

- industry standard through-hole footprints
- wide range compatible with all common transceiver IC's
- controlled parameters ensure full compliance with ITU-T G.703 when matched with recommended IC
- ideal for all 1.544 and 2.048 Mbs interface applications
- manufactured in an ISO-9001:2000, TS-16949:2002 and ISO-14001:2004 certified Talema facility
- 1500Vrms minimum isolation voltage
- extended operating temperature: -40° to +85°C
- fully RoHS compliant



Electrical Specifications @ 25°C

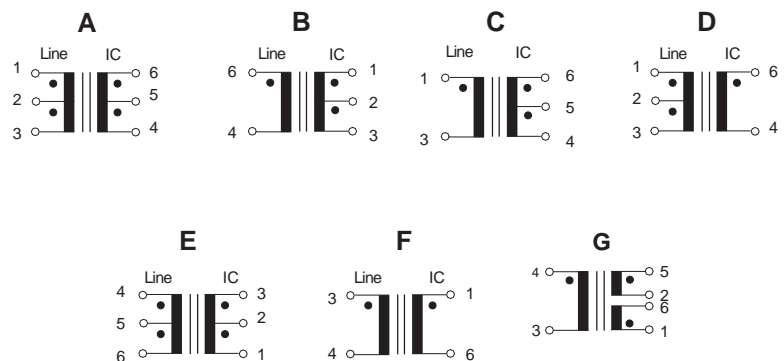
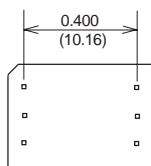
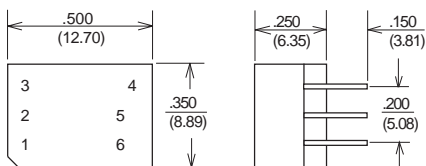
Turns Ratio: **Bold** = IC side windings

IS2M Series Transformers

Part Number	Turns Ratio ±5%	OCL (mH Min.)	L _L (µH Max.)	DCR Pri (Ohms)	DCR Sec (Ohms)	V _p (Vrms)	Primary Pins	Schematic
IS2M-6	1ct: 2ct	1.2	0.5	0.7	1.2	1500	1-3	A
IS2M-7	1:2ct	1.2	0.5	0.7	1.2	1500	6-4	B
IS2M-8	1: 1.15ct	1.5	0.6	0.7	0.9	1500	6-4	B
IS2M-10	1: 1.36ct	1.2	0.8	0.5	0.8	1500	1-3	C
IS2M-11	1: 2.3ct	1.2	0.8	0.7	1.4	1500	1-3	C
IS2M-12	1: 1/1.26	1.5	0.5	0.7	0.9	1500	6-4	B
IS2M-15	1ct: 1	1.2	0.5	0.7	0.7	1500	1-3	D
IS2M-16	1: 1.5ct	1.2	0.6	0.7	1.0	1500	6-4	B
IS2M-17	1: 1.53	1.2	0.8	0.5	1.0	1500	3-4	F
IS2M-18	1: 1.185	1.2	0.5	0.7	0.8	1500	3-4	F
IS2M-19	1ct: 2ct	1.2	1.0	1.0	2.0	1500	6-4	E
IS2M-20	1ct: 1ct	1.2	1.0	1.0	1.0	1500	1-3	A
IS2M-21	1: 1.15ct	1.5	1.0	1.0	1.0	1500	6-4	B
IS2M-23	1: 1.14ct	1.2	1.0	0.7	0.8	1500	1-3	C
IS2M-24	1: 1	1.2	0.5	0.7	0.7	1500	1-6	F
IS2M-25	1: 1.36	1.2	0.8	0.7	0.9	1500	3-4	F
IS2M-26	1ct: 3ct	1.2	0.8	0.7	2.1	1500	1-3	A
IS2M-27	1: 1.583ct	1.2	0.6	0.7	1.0	1500	6-4	B

IS2M Series

Schematic



Note: Unused pins not provided

Dimensions: Inches (Millimeters)

Tolerance: ±0.010 (0.25) unless specified otherwise