



TAI-SAW TECHNOLOGY CO., LTD.

No. 3, Industrial 2nd Rd., Ping-Chen Industrial District,
Taoyuan, 324, Taiwan, R.O.C.

TEL: 886-3-4690038 FAX: 886-3-4697532

E-mail: tstsales@mail.taisaw.com Web: www.taisaw.com

Approval Sheet For Product Specification

Issued Date:

Product Name: SAW Filter 942.5MHz SMD 3.0x3.0

TST Parts No.:TA0394A

Customer Parts No.:_____

Company: _____
Division: _____
Approved by : _____
Date: _____

Checked by: _____ Elvis Chiu

Approval by: _____ Francis Chen

Date: _____ 2004/10/28



TAI-SAW TECHNOLOGY CO., LTD.

No. 3, Industrial 2nd Rd., Ping-Chen Industrial District,
Taoyuan, 324, Taiwan, R.O.C.

TEL: 886-3-4690038 FAX: 886-3-4697532

E-mail: tstsales@mail.taisaw.com Web: www.taisaw.com

SAW Filter 942.5 MHz

MODEL NO.: TA0394A

REV. NO.:1

A. MAXIMUM RATING:

1. Input Power Level: 15 dB_m
2. DC voltage: 3 V
3. Operating Temperature: -20°C to +85°C
4. Storage Temperature: -40°C to +85°C

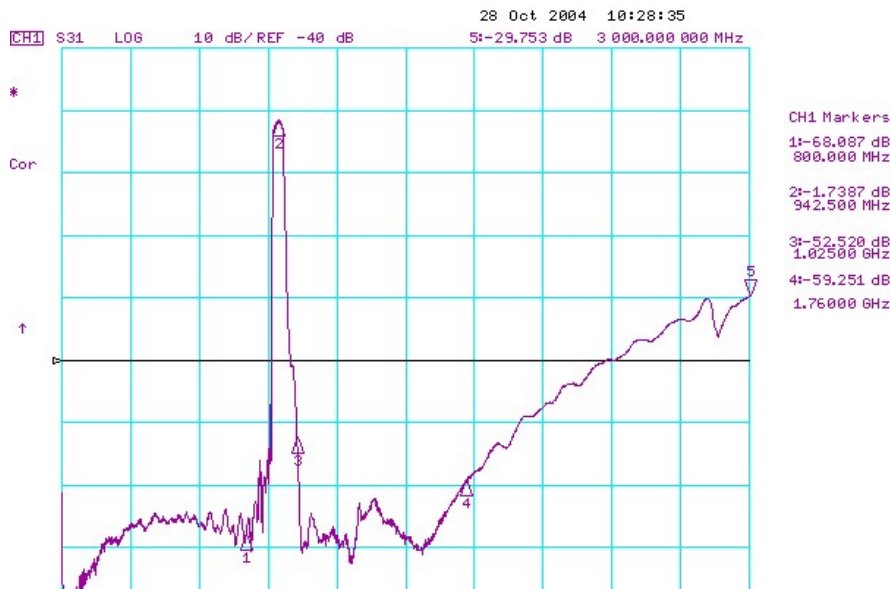
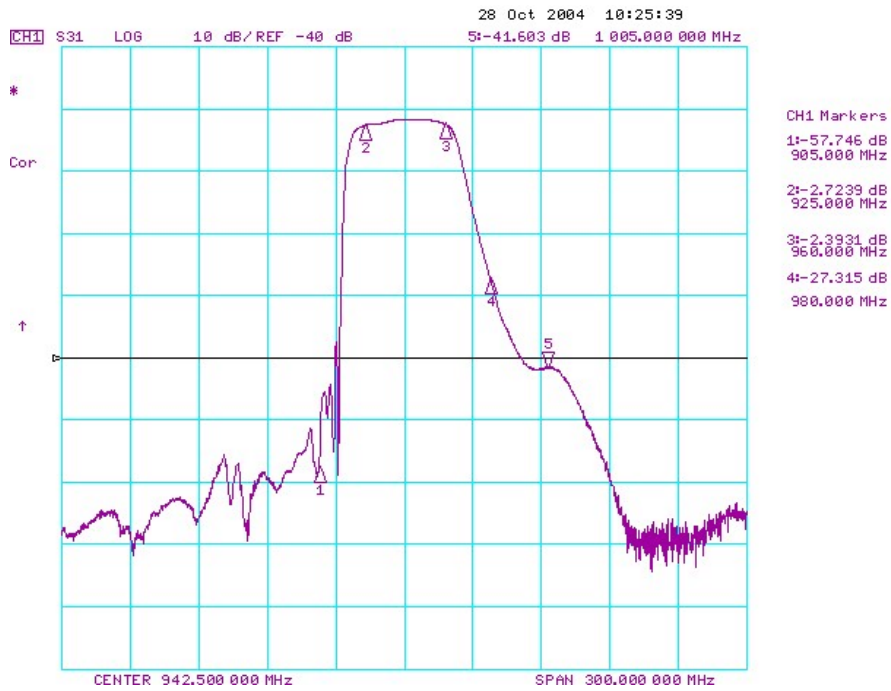
RoHS Compliant
Lead free
Lead-free soldering

B. ELECTRICAL CHARACTERISTICS:

Characteristics				Specification			Note
				Min.	Typ.	Max.	
Center frequency	Fc	MHz	-	942.5	-	-	
Insertion loss	925~960 MHz	I.L.	dB	-	2.8	4.0	-
Ripple	925~960 MHz		dB	-	1.1	2.3	-
VSWR	925~960 MHz			-	1.5	2.1	
Attenuation: (Reference level from 0 dB)							
	0 ~ 800 MHz		dB	50	60	-	-
	800 ~ 880 MHz		dB	40	53	-	-
	880 ~ 905 MHz		dB	30	47	-	-
	980 ~ 982 MHz		dB	16	27	-	-
	982 ~ 1005 MHz		dB	23	29	-	-
	1005 ~ 1025 MHz		dB	29	41	-	-
	1025 ~ 1760 MHz		dB	40	48	-	-
	1760~ 2300 MHz		dB	30	40	-	-
	2300 ~ 3000 MHz		dB	20	28	-	-
Source Impedance		Z _s	Ω		50		1
Load Impedance		Z _L	Ω		50		1

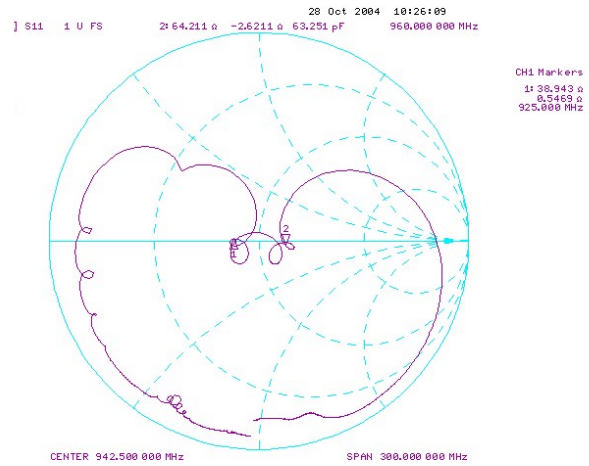
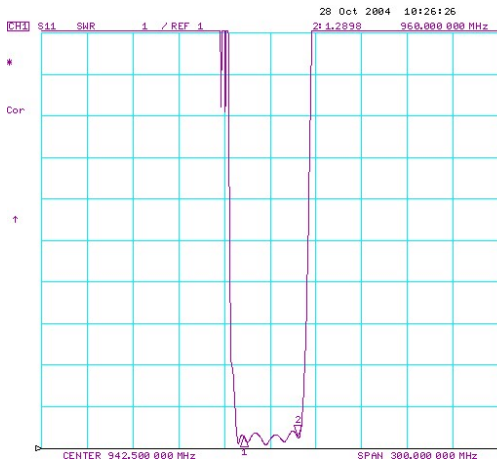
Note1. No matching network required for operation at 50 Ω

C. Transfer Function :

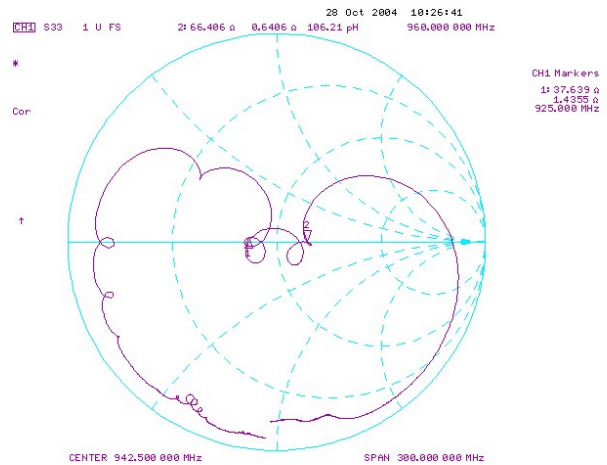
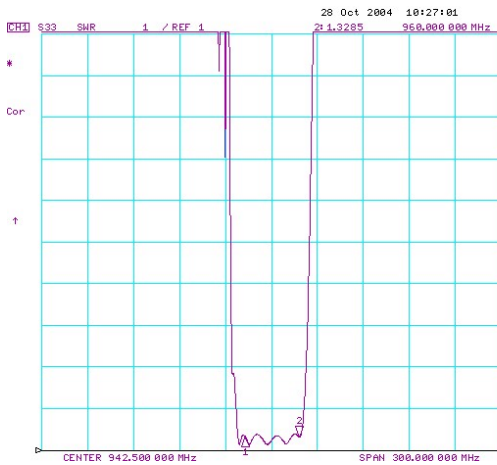


D. Reflections Functions :

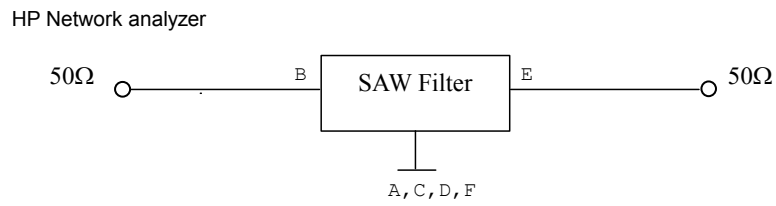
S11



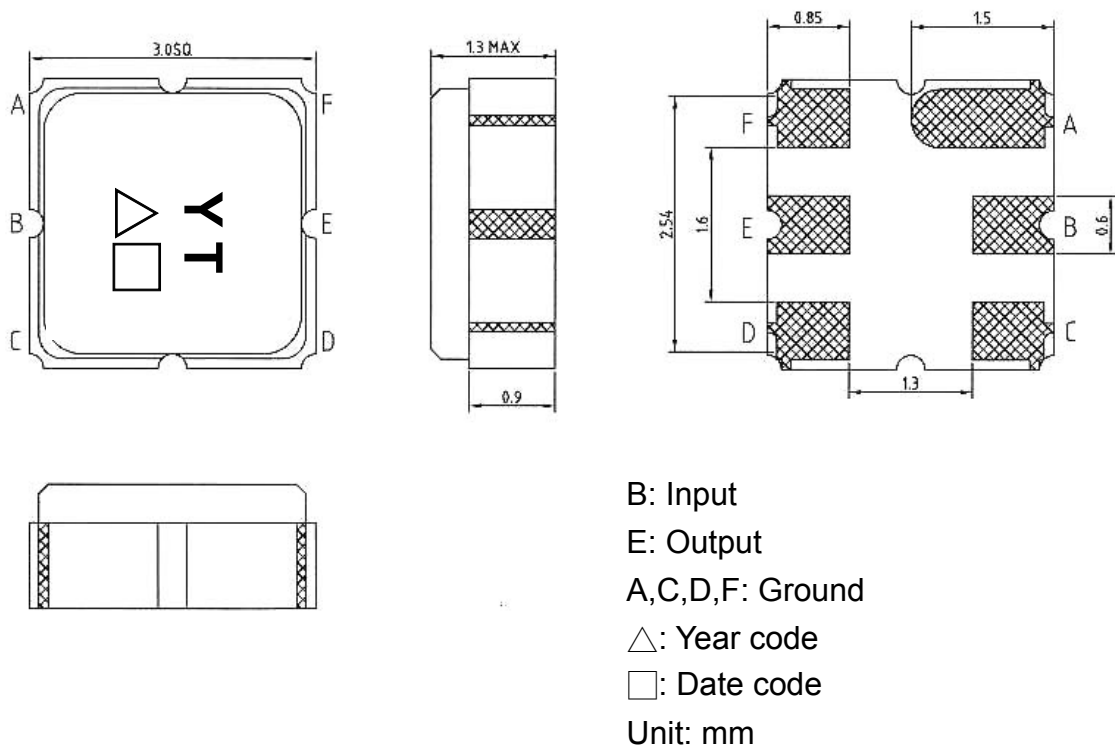
S22



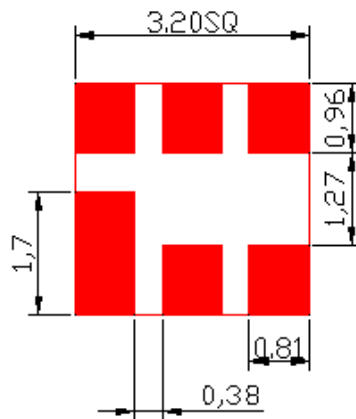
E. MEASUREMENT CIRCUIT:



F. OUTLINE DRAWING:

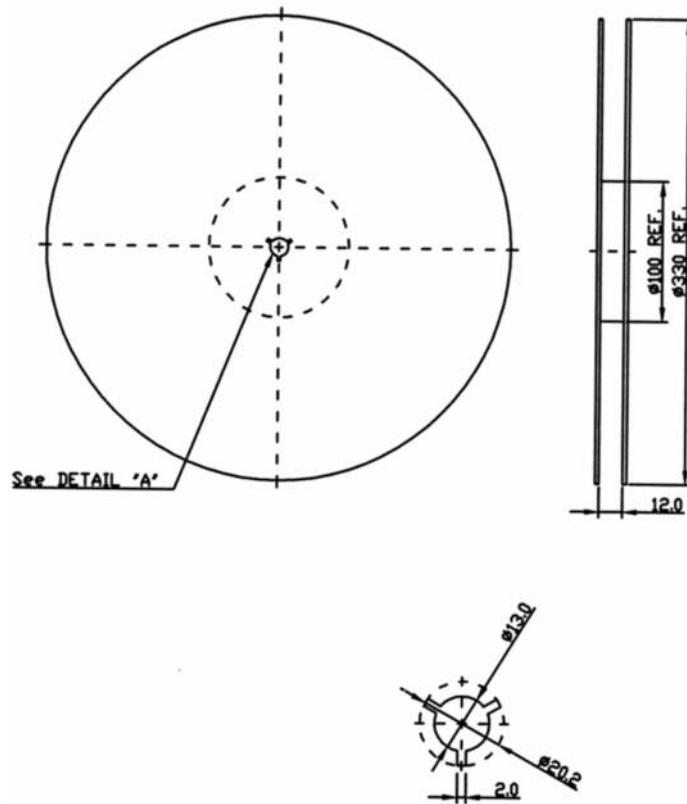


G. PCB FOOTPRINT:



H. PACKING:

1. REEL DIMENSION



2. TAPE DIMENSION

