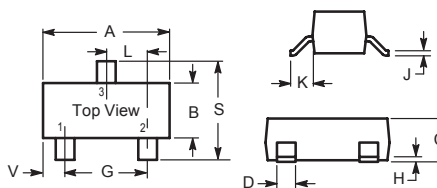
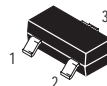
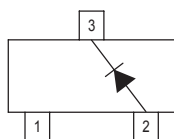


RoHS Compliant Product
A suffix of "-C" specifies halogen and lead free

FEATURES

- Low forward voltage: $V_{F(3)} = 0.9V$ (typ.)
- Fast reverse recovery time : $t_{rr} = 1.6ns$ (typ.)

PACKAGE DIMENSIONS



SOT-23		
Dim	Min	Max
A	2.800	3.040
B	1.200	1.400
C	0.890	1.110
D	0.370	0.500
G	1.780	2.040
H	0.013	0.100
J	0.085	0.177
K	0.450	0.600
L	0.890	1.020
S	2.100	2.500
V	0.450	0.600

All Dimension in mm

MARKING: G3

ABSOLUTE MAXIMUM RATINGS at $T_A = 25^\circ C$

Parameter	Symbol	Ratings	Unit
Non-Repetitive Peak Reverse Voltage	V_{RM}	85	V
DC Blocking Voltage	V_R	80	V
Forward Continuous Current	I_{FM}	300	mA
Average Rectified Output Current	I_O	100	mA
Power Dissipation	P_D	150	mW
Junction, Storage Temperature	T_J, T_{STG}	+125, -55 ~ +125	$^\circ C$

CHARACTERISTICS at $T_A = 25^\circ C$

Parameter	Symbol	Min.	Typ.	Max.	Unit	Test Conditions
Reverse Breakdown Voltage	$V_{(BR)R}$	80	-	-	V	$I_R = 100\mu A$
Forward Voltage	V_{F1}	-	0.60	-	V	$I_F = 1mA$
	V_{F2}	-	0.72	-	V	$I_F = 10mA$
	V_{F3}	-	0.90	1.2	V	$I_F = 100mA$
Reverse Current	I_{R1}	-	-	0.1	μA	$V_R = 30V$
	I_{R2}	-	-	0.5	μA	$V_R = 80V$
Capacitance Between Terminals	C_T	-	0.9	3.0	pF	$V_R = 0, f = 1 MHz$
Reverse Recovery Time	t_{rr}	-	1.6	4.0	ns	$I_F = I_R = 10mA, I_{rr} = 0.1 \times I_R$

CHARACTERISTIC CURVES

