

JYC0195

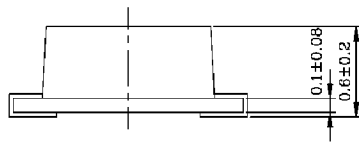
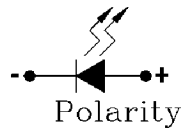
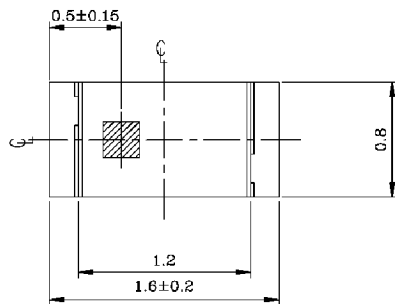
Page 1 of 2



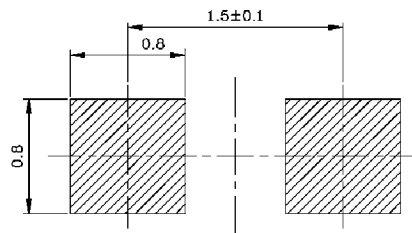
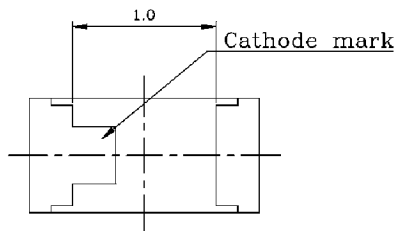
These lamps are miniature chip type designed for surface mounting. These lamps are the so-called 0603 size measuring approximately 0.8 x 1.6 mm.



RoHS Compliant
Aug 2004



For reflow soldering (propose)



PART NO.	Chip		Lens Color
	Material	Emitted Color	
JYC0195	AlGaInP	Super Yellow	Water Clear

* Specifications subject to change without notice. Dimensions are in mm±0.1 unless stated otherwise.

Absolute Maximum Ratings at $T_a = 25\text{ }^\circ\text{C}$

Parameter	Symbol	Rating	Units
Forward Current	I_F	25	mA
Operating Temperature	T_{opr}	-40 to +85	$^\circ\text{C}$
Storage Temperature	T_{stg}	-40 to +90	$^\circ\text{C}$
Soldering Temperature	T_{sol}	260 (for 5 seconds)	$^\circ\text{C}$
Electrostatic Discharge	ESD	2000	V
Power Dissipation	P_d	60	mW
Peak Forward Current (Duty 1/10 @ 1KHz)	I_F (Peak)	160	mA
Reverse Voltage	V_R	5	V

Electronic Optical Characteristics

Parameter	Symbol	Min.	Typ.	Max.	Units	Condition
Luminous Intensity	I_V	16	39	—	mcd	$I_F = 20\text{ mA}$
Viewing Angle	$2\theta_{1/2}$	—	120	—	deg	$I_F = 20\text{ mA}$
Peak Wavelength	λ_p	—	591	—	nm	$I_F = 20\text{ mA}$
Dominant Wavelength	λ_d	—	589	—	nm	$I_F = 20\text{ mA}$
Spectrum Radiation Bandwidth	$\Delta\lambda$	—	15	—	nm	$I_F = 20\text{ mA}$
Forward Voltage	V_F	1.7	2.0	2.4	V	$I_F = 20\text{ mA}$
Reverse Current	I_R	—	—	10	μA	$V_R = 5\text{ V}$

* Specifications subject to change without notice. Dimensions are in mm \pm 0.1 unless stated otherwise.

IDEA, Inc., 1351 Titan Way, Brea, CA 92821 Ph:714-525-3302, 800-LED-IDEA; Fax: 714-525-3304 0507