



Spec. No.	PS-ND-0712
Rev.	A

PRODUCT SPECIFICATION

Model No : CSS-1116E/CSS-1117E

Descriptions:

- 1.0 Inch Single Digit Alphanumeric Display
- Emitting Color: Orange



CUSTOMER APPROVED	APPROVED BY	CHECKED BY	PREPARED BY
SIGNATURES			

CHINA SEMICONDUCTOR CORPORATION
Address:2FL. NO.909,Chung-Cheng Road,
Chung-Ho City Taipei Hsien,Taiwan.

Tel:886-2-2223-9696
Fax:886-2-2223-9377

OPTO PLUS TECHNOLOGIES CO.,LTD
Address:696 Shun jiang Rd.,Ji Shan St.Shaoxing,
ZheJiang,China

Tel:86-0575-8623888
Fax:86-0575-8623112



Spec. No.	PS-ND-0712
Rev.	A

Model No : CSS-1116E/1117E

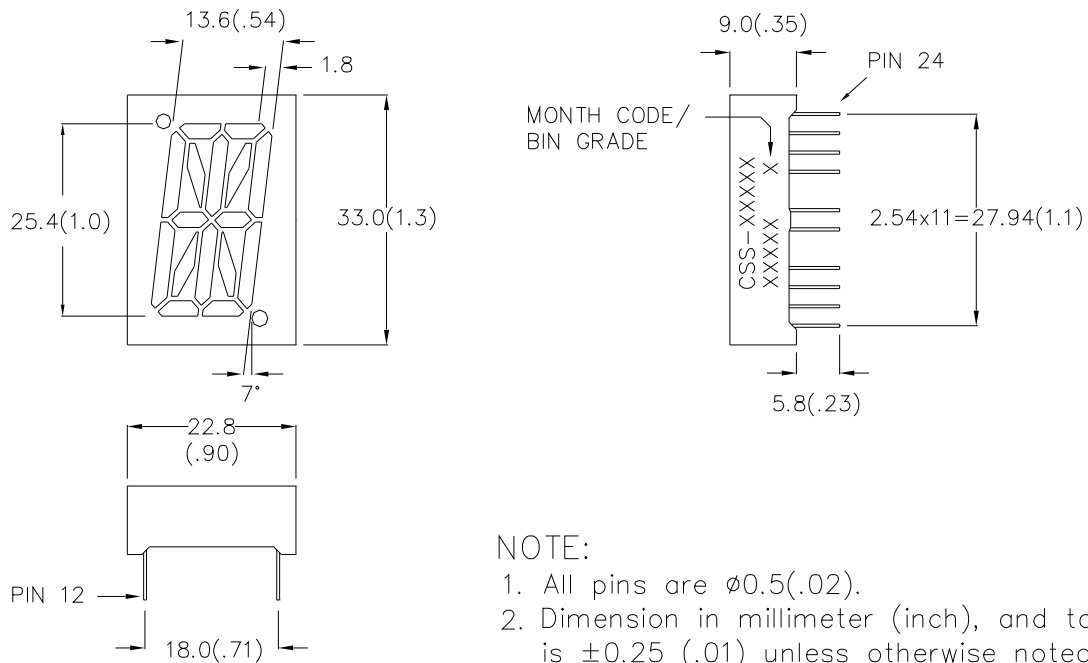
Features -

1. 1.00 inch (25.4 mm) digit height.
2. Case mold type.
3. RoHs compliant.
4. Low power consumption.
5. Easy mounting on P.C. board or socket.

Device Selection Guide -

Part No.	Chip		Description
	Material	Emitted Color	
CSS-1116E	GaAsP	Orange	Common Anode
CSS-1117E			Common Cathode

Package Dimensions -



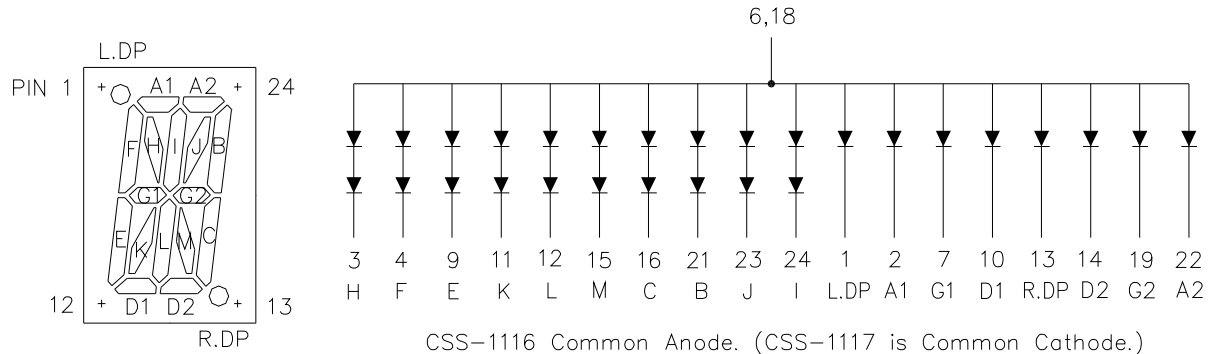
NOTE:

1. All pins are $\phi 0.5(.02)$.
2. Dimension in millimeter (inch), and tolerance is $\pm 0.25 (.01)$ unless otherwise noted.



Model No : CSS-1116E/1117E

Internal Circuit Diagrams -



CSS-1116 Common Anode. (CSS-1117 is Common Cathode.)
NO. 5, 8, 17, 20 No Pin.

Absolute Maximum Rating -

(Ta=25°C)			
Parameter	Symbol	Rating	Unit
Power Dissipation Per Dice	Pd	70	mW
Continuous Forward Current Per Dice	IAF	25	mA
Peak Current Per Dice (duty cycle 1/10, 1kHz)	IPF	90	mA
Derating Linear From 25°C Per Dice	-	0.33	mA/°C
Reverse Voltage Per Dice	VR	5	V
Operating Temperature	Topr	-25 ~ +85	°C
Storage Temperature	Tstg	-25 ~ +85	°C
Solder temperature 1/16 inch below seating plane for 3 seconds at 260 °C			



Spec. No.	PS-ND-0712
Rev.	A

Model No : CSS-1116E/1117E

■ Electro-optical Characteristics -

(Ta=25°C)

Parameter	Symbol	Min.	Typ.	Max.	Unit	Condition
Forward Voltage Two Dice (One Dice)	VF	-	4.0(2.0)	5.6(2.8)	V	IF=20mA
Luminous Intensity Per Segment	Iv	-	8	-	mcd	IF=10mA
Peak Emission Wavelength	λ_p	-	632	-	nm	IF=20mA
Spectrum Radiation Bandwidth	$\Delta \lambda$	-	35	-	nm	IF=20mA
Reverse Current	IR	-	-	100	μA	VR=10V
Luminous Intensity Matching Ratio	IV-m	-	-	2 : 1	-	IF=20mA



Spec. No.	PS-ND-0712
Rev.	A

Model No : CSS-1116E/1117E

Typical Electrical / Optical Characteristics Curves -

(Ta = 25°C Unless Otherwise Noted)

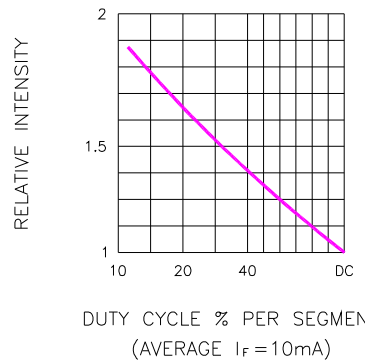
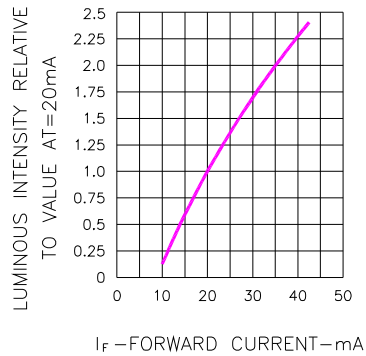
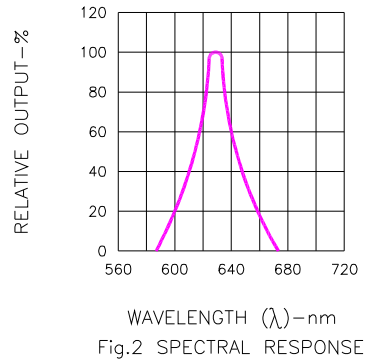
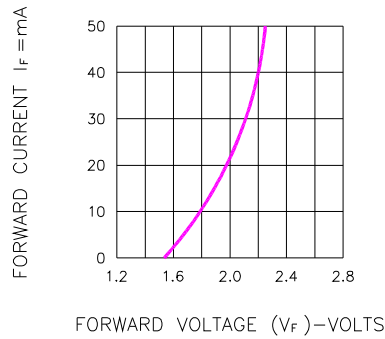


Fig.3 RELATIVE LUMINOUS INTENSITY VS. FORWARD CURRENT

Fig.5 LUMINOUS INTENSITY VS. DUTY CYCLE

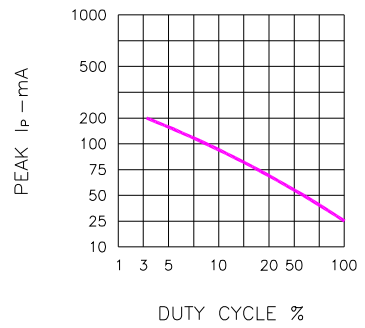
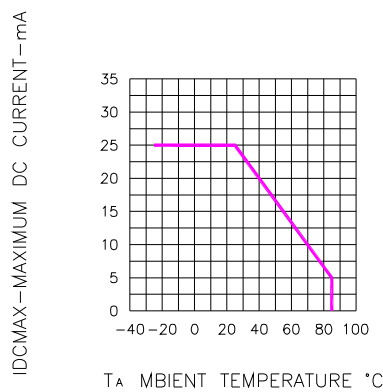


Fig.4 MAXIMUM ALLOWABLE DC CURRENT PER SEGMENT VS. A FUNCTION OF AMBIENT TEMPERATURE

Fig.6 MAX PEAK CURRENT VS. DUTY CYCLE % (REFRESH RATE f=1 KHz)

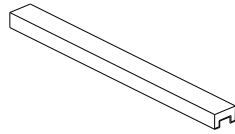


Spec. No.	PS-ND-0712
Rev.	A

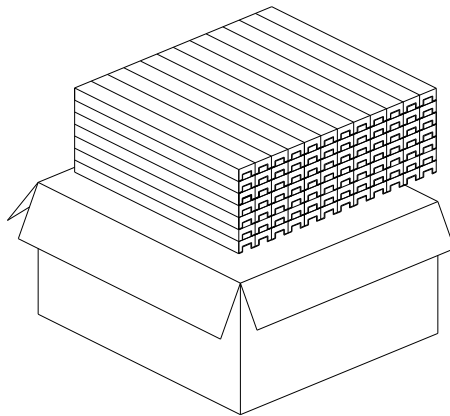
Model No : CSS-1116E/1117E

■ Package Dimensions

S = Single Digit Displays
Dice Code
CSS-1116X-21
Segment Resin Color Code. 1=White Segment.
Surface silk Screen Ink Code. 2=Black (1=Gray).



1 TUBE From Box = 15 PCS

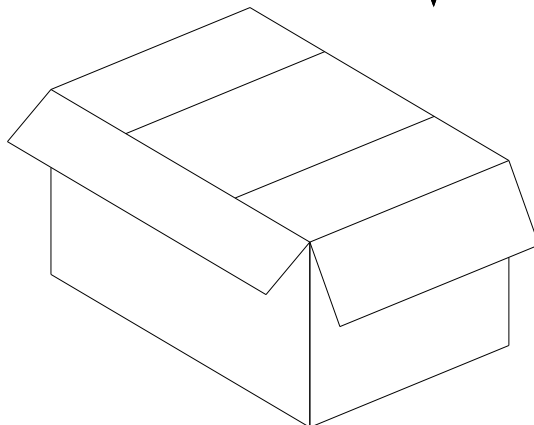


1 BOX= 50 TUBE From Box
Q'TY: 750 PCS.



1 CARTON = 3 BOX.

Q'TY: 2250 PCS.



CARTON SIZE:
L540xW485xH305mm

Note: The specifications are subject to change without notice. Please contact us for updated information.