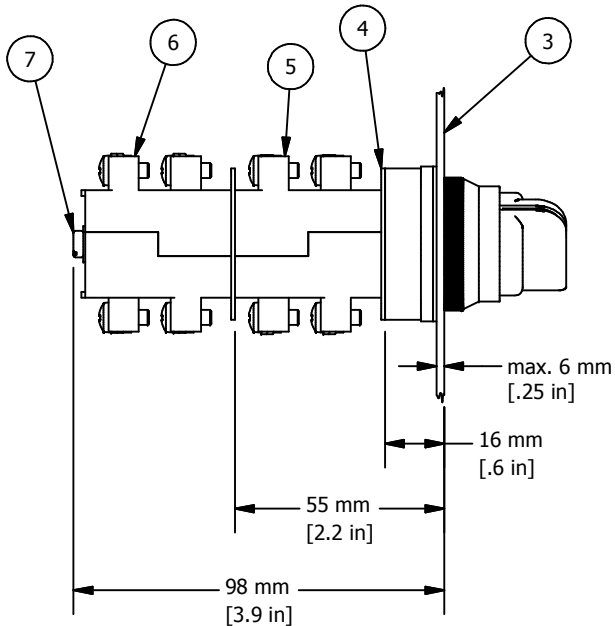
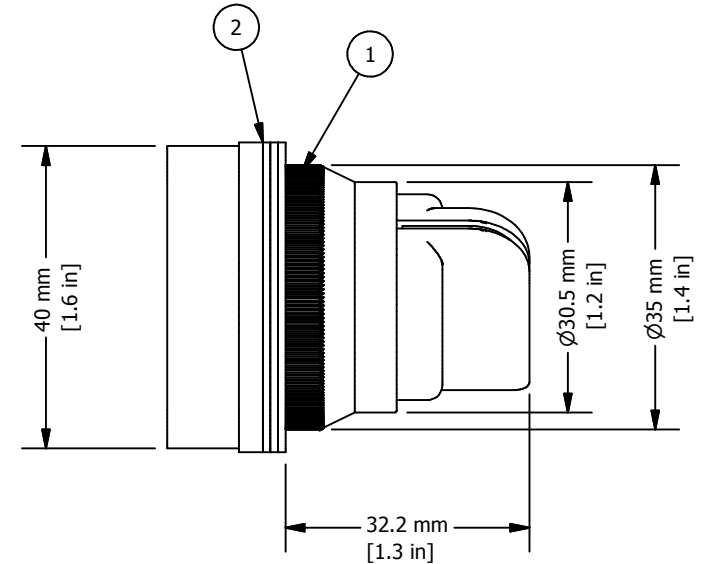
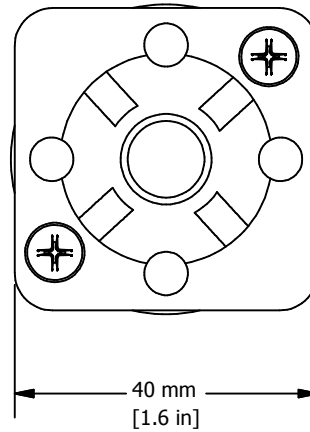
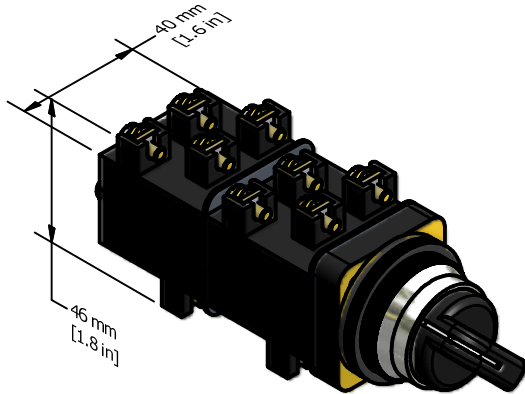


# REVISION FOR DWG # 1PB-ASx-yPzz

REV	CH.NO.	DESCRIPTION	DATE	REVISED BY
-	-	ORIGINAL DESIGN	11/20/2007	PHILIPP E.



\* = Operator includes 3x ARW1.2 and 1x ARW3.2

\*\* = Switch Contacts include Contact element washer and two SC24 installation screws, if more than two contact blocks are used, additional screws must be purchased separately (SC45, SC65 or SC90)

ITEM	DESCRIPTION	CAT. NO.	FUNCTION	COLOR	MIN. QTY.	MAX. QTY.
1*	30 mm Selector Switch	AS2-2P	2 Position Maintained	Black	1	1
	Maintained & Momentary Metal	AS2-3P	3 Position Maintained	Black	1	1
	Operator	AS2-2PSR	2 Position Momentary	Black	1	1
2*	Rubber washer	ARW1.2/ARW3.2	-	Black	1	4
3	Panel	-	-	-	-	-
4**	Contact Element washer	-	-	Black	1	2
5**	Switch Contacts	S11	-	Red	1	2
6**	Switch Contacts	S12	-	Yellow	1	2
7**	Contact Block Installation Screws	SC25/SC45/SC65/SC90	-	-	2	2

UNLESS OTHERWISE SPECIFIED:  
 • ALL DIMENSIONS ARE IN MILLIMETERS  
 • THIRD ANGLE PROJECTION



This Drawing is the property of

**Altech Corp.**

35 Royal Road  
 Flemington, NJ 08822-6000  
 (908) 806-9400  
 Fax (908) 806-9490

AND IS A CONFIDENTIAL DISCLOSURE WITHOUT CONSIDERATION OTHER THAN THE BORROWER'S AGREEMENT THAT IT SHALL NOT BE REPRODUCED, COPIED, LENT OR DISPOSED OF DIRECTLY OR INDIRECTLY NOR USED FOR ANY PURPOSE OTHER THAN THAT FOR WHICH IT IS SPECIFICALLY FURNISHED.

TITLE **30 mm Selector Switch Maintained & Momentary Metal Operator AS2-xP and AS2-2PSR**

DRAWN BY: Philipp Ernstberger	11/20/2007	DRAWING NO.: <b>1PB-ASx-yPzz</b>	REV.: -
CHECKED BY: Laszlo Gyorgypal	11/20/2007	SCALE: -	SHEET: 1 OF: 1
RELEASED BY: Laszlo Gyorgypal	11/20/2007		

TOLERANCE	
XX	= ±1 mm
XX.X	= ±0.5 mm
XX.XX	= ±0.2 mm
ALL	= - mm

METRIC