

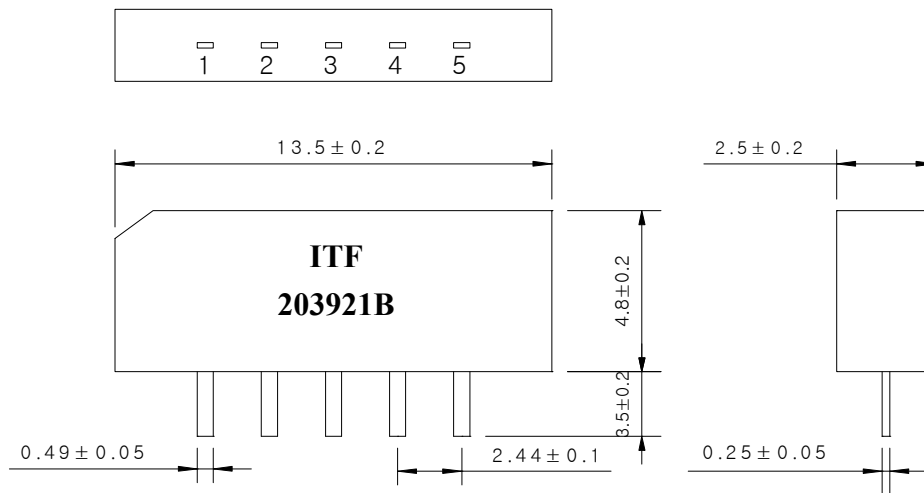
# SAW Bandpass Filter 203921B



## 1. Features

- IF Bandpass Filter for TV
- Plastic Package

## 2. Package Dimension




**Package : SIP5D**

Dimensions shown are nominal in millimeters  
Tinned CuFe alloy

Pin Configuration	
1	Input
2	Input ground
3	Case ground
4	Output
5	Output

Parameter	Unit	Minimum	Typical	Maximum
Storage Temperature Range	°C	-40	25	70

	<b>ITF Co., Ltd.</b> 102-901, Bucheon Technopark 364, Samjeong-Dong, Ojeong-Gu, Bucheon-City, Gyeonggi-Do, Korea 421-809	Part No.	203921B	
		Rev. Date	2008-03-11	
		Rev.	NT8001-AS01	1/6

# SAW Bandpass Filter 203921B



## 3. Specifications

F<sub>o</sub> = 44.0 MHz


Terminating source impedance : 50Ω

Terminating load impedance : 2KΩ // 3pF

		Minimum	Typical	Maximum
Center Frequency	MHz	-	44.0	-
Insertion Loss (Reference Level : 44.06 MHz)	dB	16.8	18.2	19.8
3dB Bandwidth	MHz	-	5.4	-
30dB Bandwidth	MHz	-	6.6	-
Sidelobe				
35.06 ~ 37.06 MHz	dB	35.0	42.0	-
37.06 ~ 39.41 MHz	dB	30.0	42.0	-
47.71 ~ 50.06 MHz	dB	24.0	30.0	-
50.06 ~ 55.06 MHz	dB	32.0	40.0	-
Relative Attenuation				
39.81 MHz	dB	30.0	41.0	-
41.06 MHz	dB	-	8.5	-
41.37 MHz	dB	1.3	1.9	3.3
46.75 MHz	dB	1.4	2.6	3.4
47.06 MHz	dB	-	11.2	-
47.31 MHz	dB	17.0	27.8	-
Amplitude Ripple ( 41.66 ~ 46.46 MHz )	dB	-	0.8	-
Group Delay Variation (41.37 ~ 46.75 MHz )	nsec	-	50	-
Absolute Delay	usec	-	1.16	-
Triple Transition Suppression Level	dB	-	50	-
Temperature Coefficient of Frequency	ppm/°C	-	-72	-

### Notes :

- 1) All specifications are based on the matching schematic shown below
- 2) All specifications are measured by Agilent Network analyzer and full 2 port calibration at room temperature
- 3) All attenuation measurements are measured relative to insertion loss

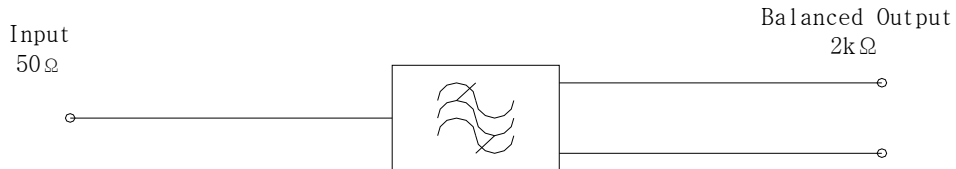
	<b>ITF Co., Ltd.</b> 102-901, Bucheon Technopark 364, Samjeong-Dong, Ojeong-Gu, Bucheon-City, Gyeonggi-Do, Korea 421-809	Part No.	203921B	
		Rev. Date	2008-03-11	
		Rev.	NT8001-AS01	2/6

# SAW Bandpass Filter 203921B



## 4. Matching Schematic

( Actual matching values may vary due to PCB layout and parasitics )




## 5. Marking Configuration

ITF<sup>1)</sup>  
203921B<sup>2)</sup>

1) Manufacturer name

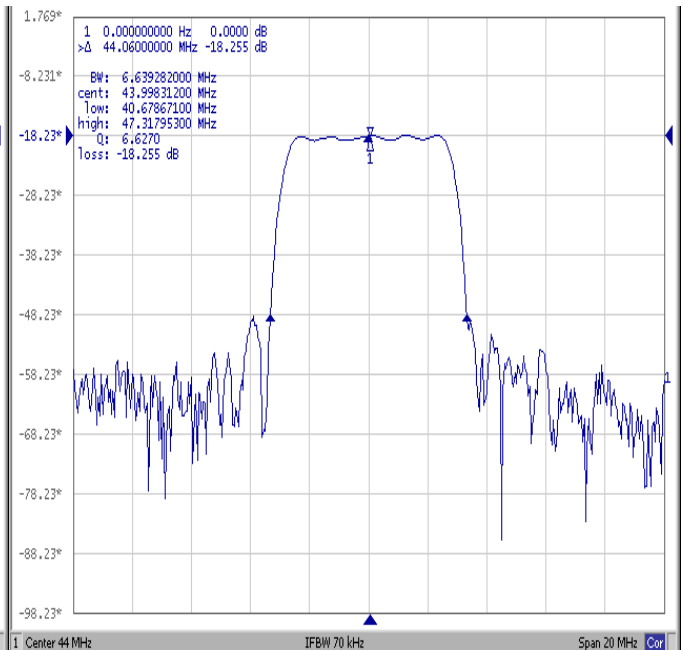
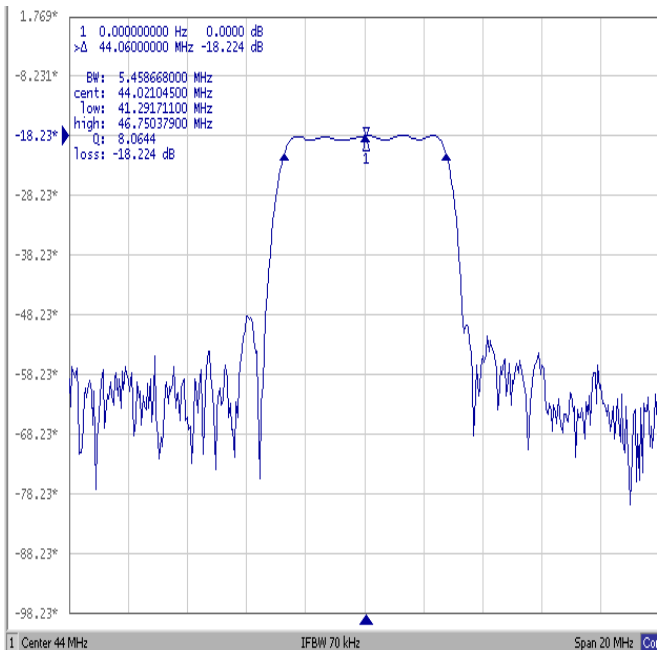
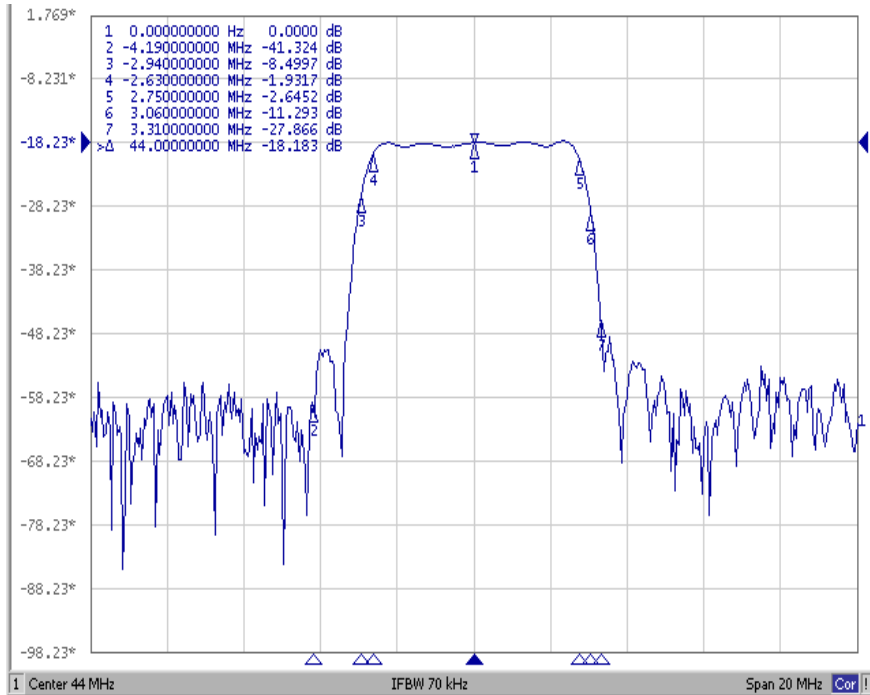
2) Part Number

 Integrated Technology Future	<b>ITF Co., Ltd.</b> 102-901, Bucheon Technopark 364, Samjeong-Dong, Ojeong-Gu, Bucheon-City, Gyeonggi-Do, Korea 421-809	Part No.	203921B	
		Rev. Date	2008-03-11	
		Rev.	NT8001-AS01	3/6

# SAW Bandpass Filter 203921B



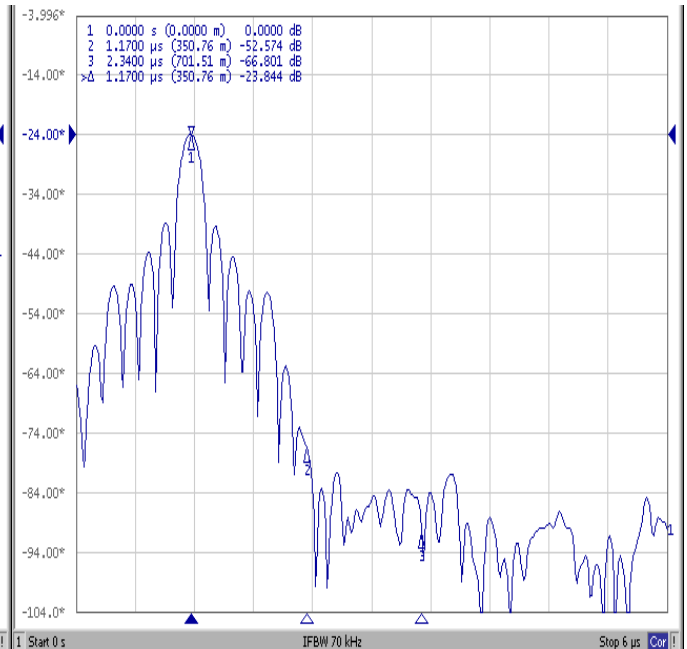
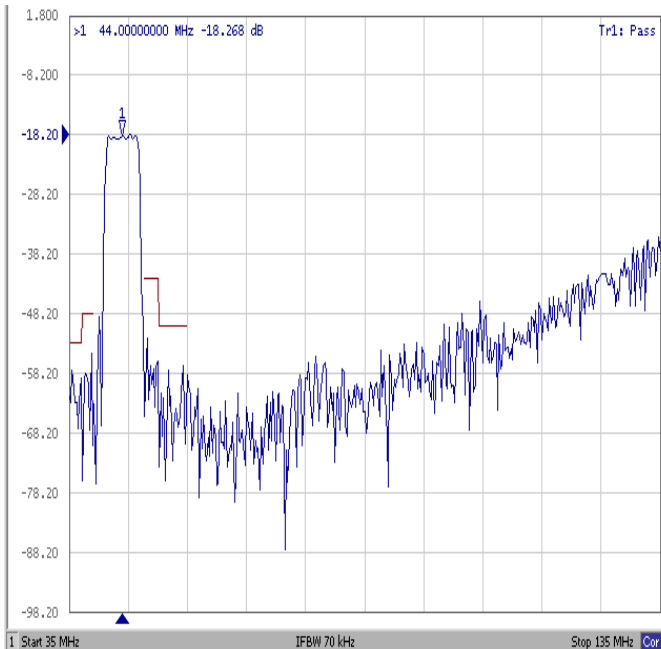
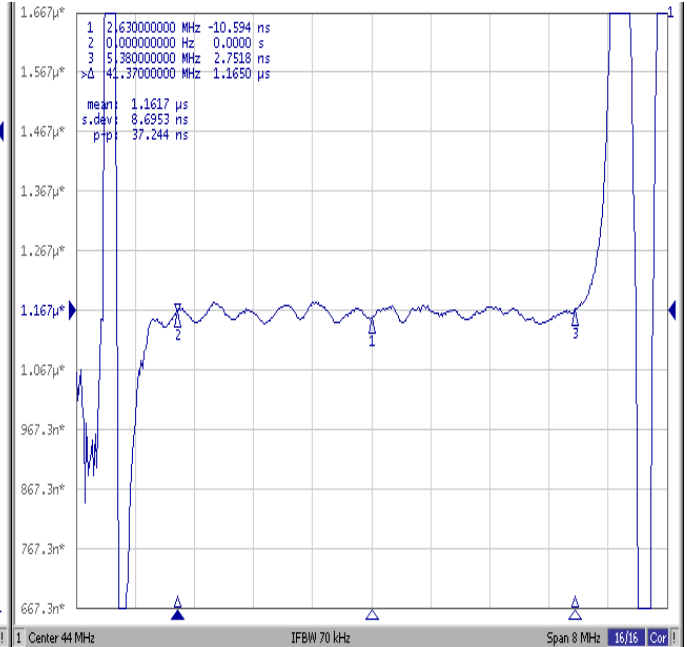
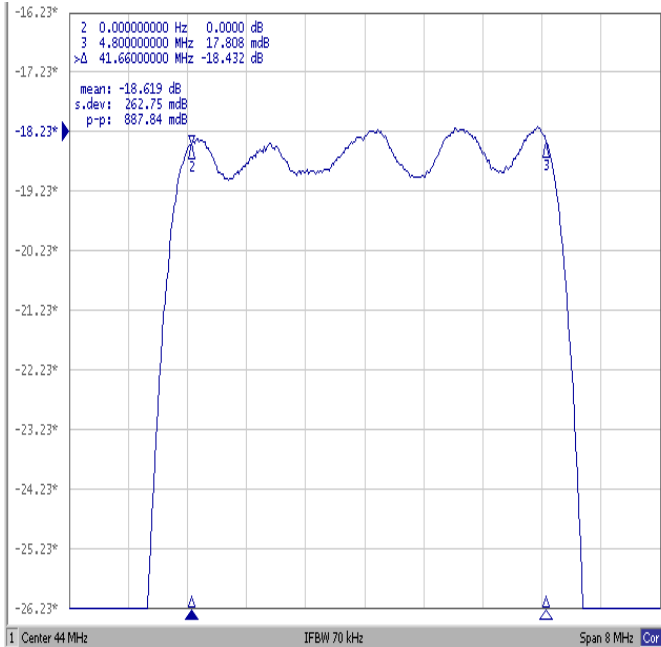
## 6. Typical Performance ( at +25°C )



**ITF Co., Ltd.**  
 102-901, Bucheon Technopark 364,  
 Samjeong-Dong, Ojeong-Gu, Bucheon-City,  
 Gyeonggi-Do, Korea 421-809

Part No.	203921B	
Rev. Date	2008-03-11	
Rev.	NT8001-AS01	4/6

# SAW Bandpass Filter 203921B



**ITF Co., Ltd.**  
 102-901, Bucheon Technopark 364,  
 Samjeong-Dong, Ojeong-Gu, Bucheon-City,  
 Gyeonggi-Do, Korea 421-809

Part No.	203921B	
Rev. Date	2008-03-11	
Rev.	NT8001-AS01	5/6