


The **SM1720-37HS** is a solid state GaAs amplifier designed primarily for the PCS (Personal Communications Systems) market. This amplifier operates from 1700-2000 MHz, provides 34 dB of gain, ± 0.5 dB gain flatness over the full band, and +37 dBm of output power at the 1 dB compression point. This highly linear design provides an output third order intercept point of + 50 dBm. The amplifier operates off a single supply of +12V (+10V available as an option) and 1.9 A typical. The unit uses the latest surface mount technologies to provide numerous features, while maintaining a very small size.



Features

- Single Power Supply
- Over Voltage Protection
- Thermal Protection with Auto Reset

Options

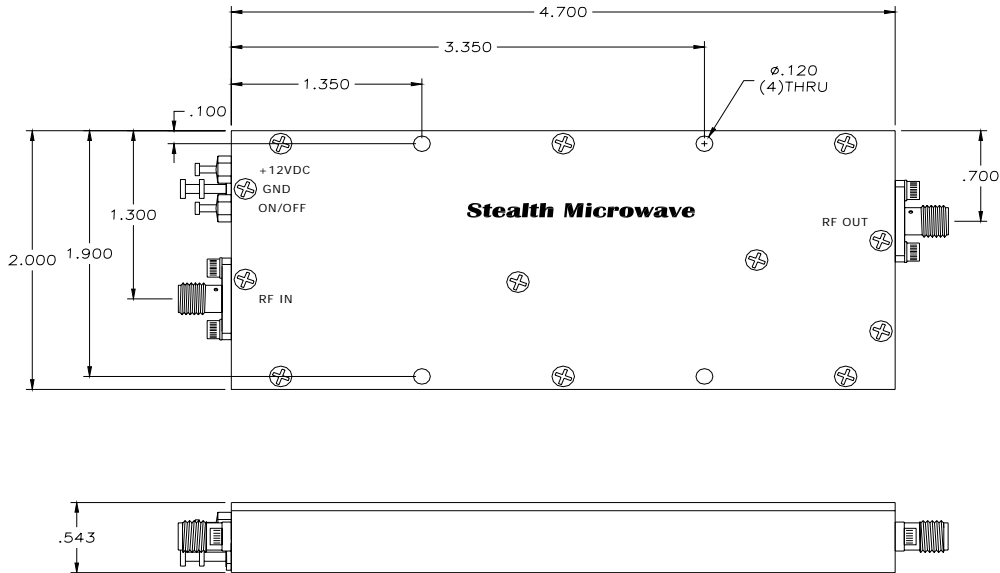
- Logic On/Off Control
- Heatsink
- Forward Detection
- Single DC Supply of +12V

Configurations

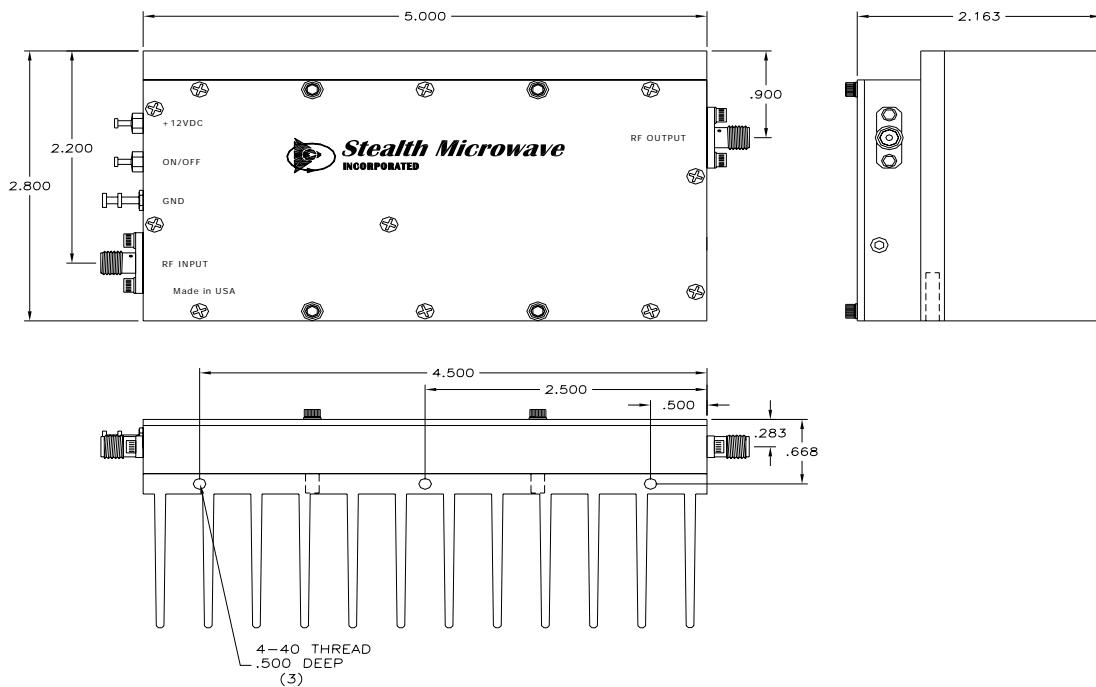
- 19" Rack Mount Unit
- Bench-Top Lab Unit
- Module

Parameter	Specification
Frequency Range	1700-2000 MHz
Pout (P1dB)	+ 37 dBm
Third Order Intercept Point	+ 50 dBm (typ.)
Linear Gain	34 dB \pm 1.0 dB
Gain Flatness over Full Band	$\pm .5$ dB
Input/Output Return Loss	-16dB /-16dB
DC Input Voltage	+12 Volts (+10 V available)
DC Input Current	1.9 Amps (typ.), 2.1 Amps (max.)
Mechanical Dimensions Without Heatsink	4.7x2.0x.54 inches
RF Connectors	SMA Female
Operating Temperature (Baseplate)	0°C to +55°C
Operating Humidity	95% Non-condensing
Operating Altitude	Up to 10,000 feet above Sea Level

DIMENSIONS IN INCHES



HEATSINK OPTION





Model SM1720-37HS

1700-2000 MHz

5 Watt Linear Power Amplifier

PCS APPLICATIONS

	Description	Values
RF IN	Input Connector (SMA Female)	+5 dBm typ.
RF OUT	Output Connector (SMA Female)	+ 37 dBm @ P1dB
GND	Ground Turret	---
+12 VDC	DC Input Voltage	+ 12 Volts
ON/OFF	TTL Logic On/Off	0 Volts = Off, +5 Volts = On

Specifications subject to change without notice.

1007 Whitehead Road Ext., Trenton, NJ 08638

Tel: (609) 538-8586 ♦ Fax: (609) 538-8587

Email: sales@stealthmicrowave.com ♦ Web site: www.stealthmicrowave.com