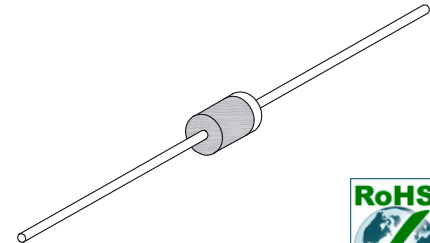


1.0A Fast Recovery Rectifier

Features

- Low Forward Voltage Drop
- High Current Capability
- High Surge Current Capability
- High Reliability
- RoHS compliant



Mechanical Data

Case:	Molded Plastic
Epoxy:	Meets UL 94V-0 flammability rating
Terminals:	Axial leads, solderable per MIL-STD-202, Method 208
Polarity:	Cathode indicated by color band
Weight:	0.008 Ounce, 0.22 gram

Maximum Ratings ($T_{Ambient}=25^{\circ}C$ unless noted otherwise)

Symbol	Description	RL101F	RL102F	RL103F	RL104F	RL105F	RL106F	RL107F	Unit
VRRM	Maximum Repetitive Peak Reverse Voltage	50	100	200	400	600	800	1000	V
VRMS	Maximum RMS Voltage	35	70	140	280	420	560	700	V
VDC	Maximum DC Blocking Voltage	50	100	200	400	600	800	1000	V
IO(AV)	Maximum Average Forward Rectified Current @ $T_a=75^{\circ}C$	1.0							A
IFSM	Peak Forward Surge Current (Note1)	50							A
TJ	Operating Junction Temperature Range	-55 to +150							$^{\circ}C$
TSTG	Storage Temperature Range	-55 to +150							$^{\circ}C$

Electrical Characteristics ($T_{Ambient}=25^{\circ}C$ unless noted otherwise)

1.0A Fast Recovery Rectifier

RL101F - RL107F

Symbol	Description	RL101F	RL102F	RL103F	RL104F	RL105F	RL106F	RL107F	Unit
V_F	Maximum Forward Voltage @ I _F =1.0A	1.3							V
I_R	Maximum DC Reverse Current at Rated DC Blocking Voltage	T _A =25° C			5.0			μA	
		T _A =100° C			500			uA	
C_J	Typical Junction Capacitance (Note2)	15							pf
R_{θ-JA}	Maximum Thermal Resistance (Note3)	50							° C/W

- Note:**
1. 8.3ms single half sine-wave superimposed on rated load (JEDEC method)
 2. Measured at 1MHz and applied reverse voltage of 4.0Volts D.C.
 3. Thermal resistance from junction to ambient at .375" (9.5mm) lead length.

Typical Characteristics Curves

Fig.1- Forward Current Derating Curve

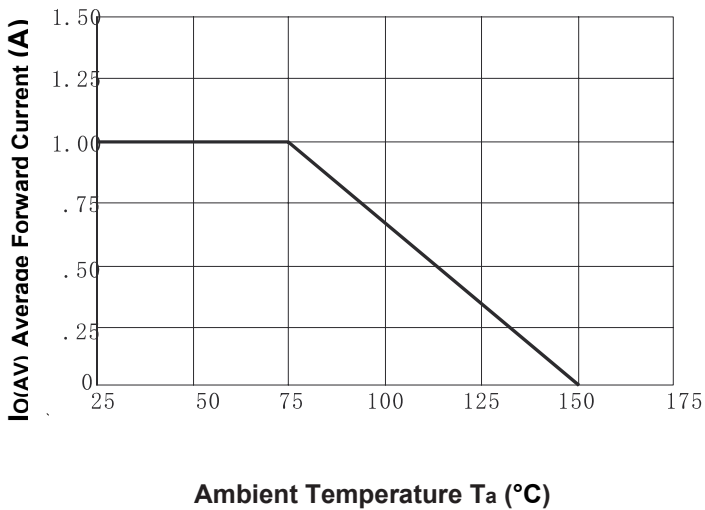
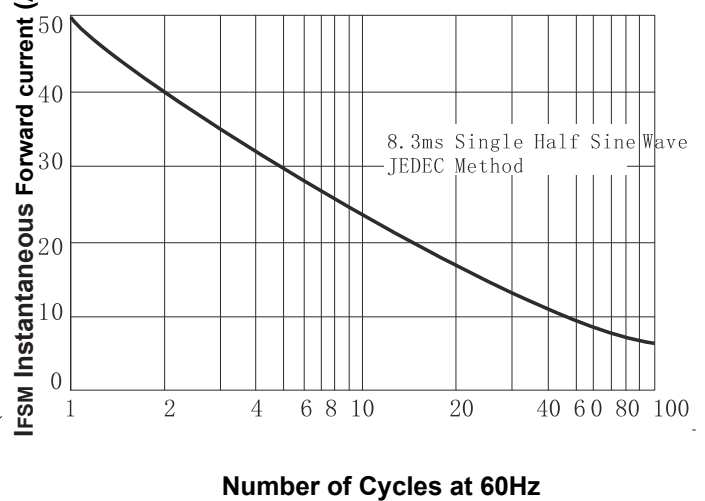


Fig.2-Max. Non-Repetitive Forward Surge Current



1.0A Fast Recovery Rectifier

RL101F - RL107F

Fig.3-Typical Instantaneous Forward Characteristics

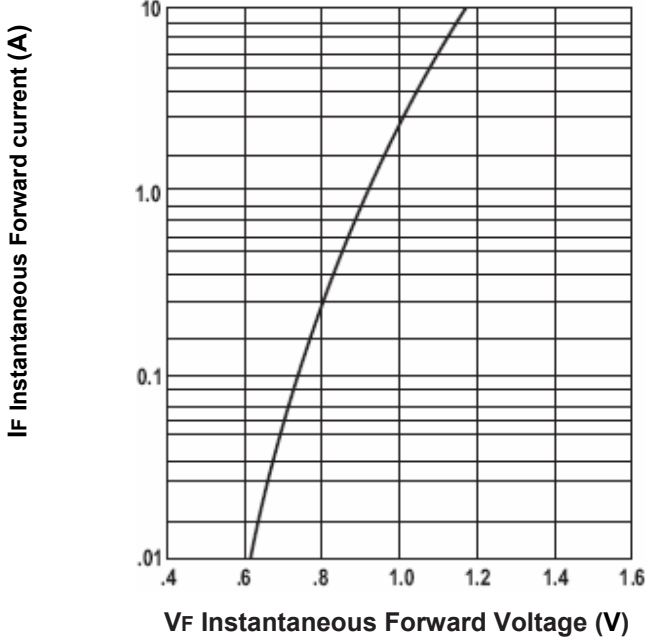


Fig.4- Typical Reverse Characteristics

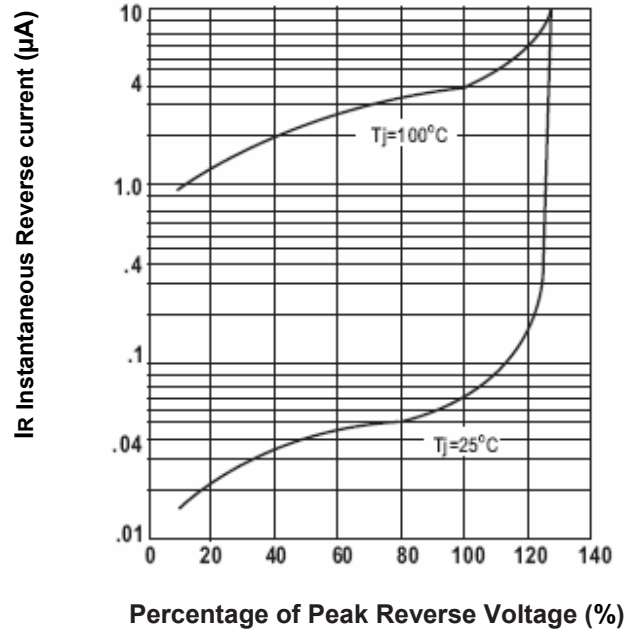
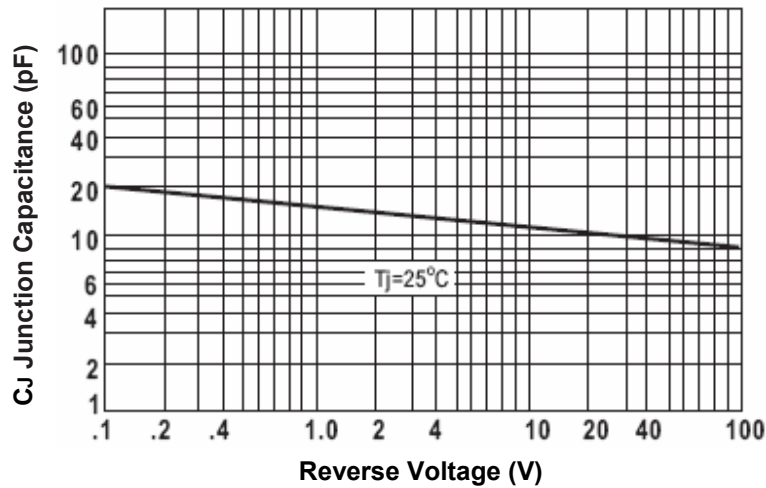


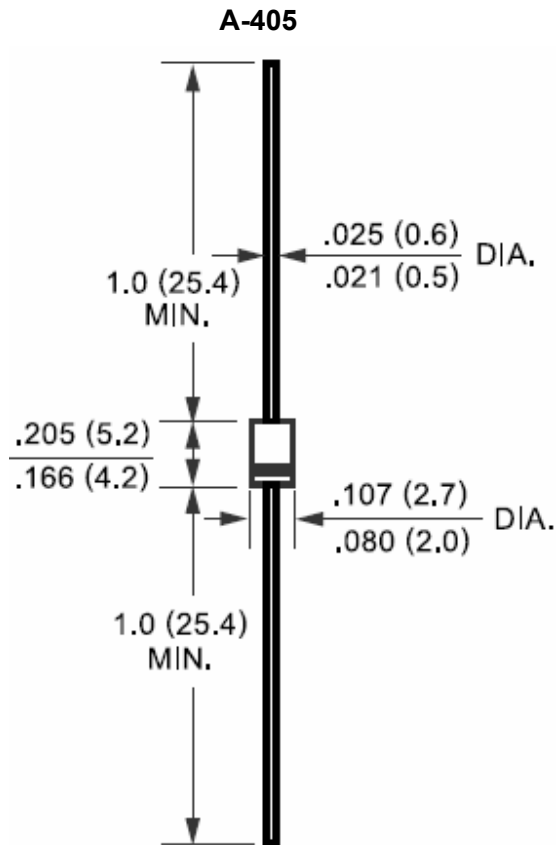
Fig.5-Typical junction capacitance



1.0A Fast Recovery Rectifier

RL101F - RL107F

Dimensions in inches (mm)



1.0A Fast Recovery Rectifier

RL101F - RL107F

How to contact us:

US HEADQUARTERS

28040 WEST HARRISON PARKWAY, VALENCIA, CA 91355-4162

Tel: (800) TAITRON (800) 824-8766 (661) 257-6060

Fax: (800) TAITFAX (800) 824-8329 (661) 257-6415

Email: taitron@taitroncomponents.com

Http://www.taitroncomponents.com

TAITRON COMPONENTS MEXICO, S.A .DE C.V.

BOULEVARD CENTRAL 5000 INTERIOR 5 PARQUE INDUSTRIAL ATITALAQUIA, HIDALGO C.P.

42970 MEXICO

Tel: +52-55-5560-1519

Fax: +52-55-5560-2190

TAITRON COMPONETS INCORPORATED E REPRESENTAÇÕES DO BRASIL LTDA

RUA DOMINGOS DE MORAIS, 2777, 2.ANDAR, SALA 24 SAÚDE - SÃO PAULO-SP 04035-001 BRAZIL

Tel: +55-11-5574-7949

Fax: +55-11-5572-0052

TAITRON COMPONETS INCORPORATED, SHANGHAI REPRESENTATIVE OFFICE

CROSS REGION PLAZA, 899 LINGLING ROAD, SUITE 18C, SHANGHAI, 200030, CHINA

Tel: +86-21-5424-9942

Fax: +86-21-5424-9931