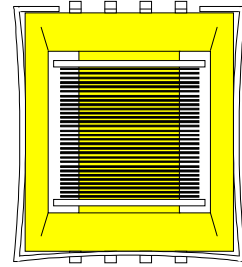
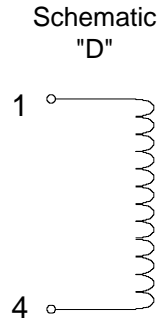


# EE Style Low Profile Surface Mount Inductors

These products should be considered in any situation which calls for low profile surface mount inductors. Applications include notebook computers, pagers, GPS etc.



Electrical Specifications at 25°C

Part Number	L ± 30% (mH)	DCR Max. (Ω)	I Sat. (mA)	I Max. (mA)	Size Code
L-31101	0.150	0.28	96.0	840	D
L-31102	0.220	0.34	79.0	760	D
L-31103	0.330	0.41	65.0	690	D
L-31104	0.470	0.49	54.0	630	D
L-31105	0.680	0.59	45.0	570	D
L-31106	1.000	0.72	37.0	520	D
L-31107	1.500	0.88	30.0	470	D
L-31108	2.200	1.07	25.0	430	D
L-31109	3.300	1.31	20.0	390	D
L-31110	4.700	1.56	17.0	350	D
L-31111	6.800	1.88	14.0	320	D
L-31112	10.000	7.17	12.0	160	D
L-31113	15.000	8.78	10.0	150	D
L-31114	22.000	10.60	8.0	140	D
L-31115	33.000	13.00	6.5	120	D
L-31116	47.000	15.50	5.4	110	D
L-31117	68.000	18.70	4.5	100	D
L-31118	100.000	37.70	3.7	70	D
L-31119	150.000	46.20	3.0	60	D

Compatible with Pick & Place  
and reflow solder systems

500 VRMS Isolation

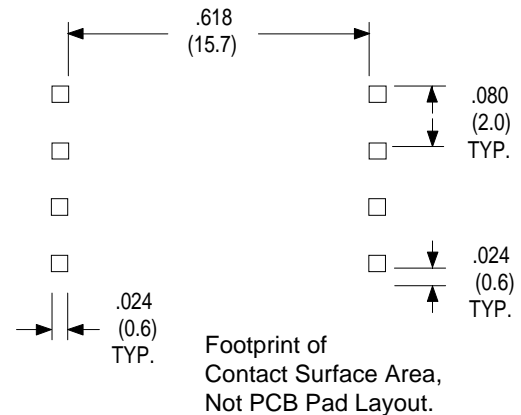
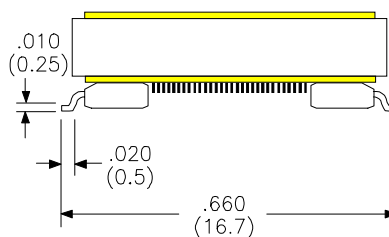
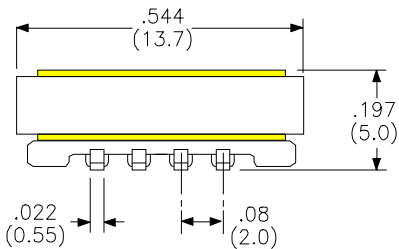
Designed for Filtering,  
Impedance Matching and Line  
Coupling Applications

Ungapped Ferrite Power Material  
(Gapped Versions Available)

Packages on this page are also  
available in Transformer  
design configurations.

*Tape & Reel  
Available*

## 8 Pin Low Profile EE Surface Mount Size Code "D"



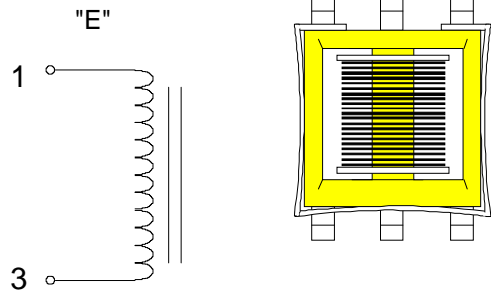
Specifications are subject to change without notice

EM-SMT - 9/95

# EE Style Low Profile Surface Mount Inductors

These products should be considered in any situation which calls for low profile surface mount inductors. Applications include notebook computers, pagers, GPS etc.

Schematic "E"



Electrical Specifications at 25°C

Part Number	L ± 30% (mH)	DCR Max. (Ω)	I Sat. (mA)	I Max. (mA)	Size Code
L-31150	0.010	0.06	109	1010	E
L-31151	0.015	0.08	89	910	E
L-31152	0.022	0.09	74	830	E
L-31153	0.033	0.11	60	750	E
L-31154	0.047	0.14	50	690	E
L-31155	0.068	0.16	42	630	E
L-31156	0.100	0.20	38	570	E
L-31157	0.150	0.76	28	290	E
L-31158	0.220	0.92	23	260	E
L-31159	0.330	1.13	19	240	E
L-31160	0.470	1.35	16	220	E
L-31161	0.680	1.62	13	200	E
L-31162	1.000	1.97	11	180	E
L-31163	1.500	2.41	9	160	E
L-31164	2.200	3.00	7	150	E
L-31165	3.300	5.96	6	100	E
L-31166	3.900	7.00	5	100	E

Compatible with Pick & Place  
and reflow solder systems

500 VRMS Isolation

Designed for Filtering,  
Impedance Matching and Line  
Coupling Applications

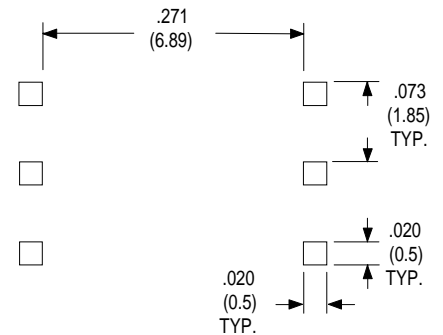
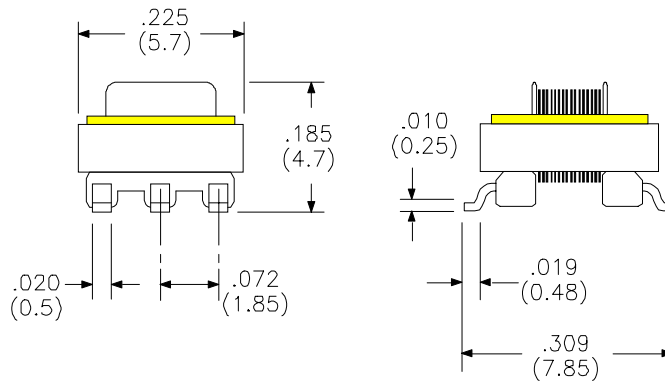
Ungapped Ferrite Power Material  
(Gapped Versions Available)

Packages on this page are also  
available in Transformer  
design configurations.

*Tape & Reel  
Available*

## 6 Pin Low Profile EE Surface Mount

Size Code  
"E"



Footprint of  
Contact Surface Area,  
Not PCB Pad Layout.