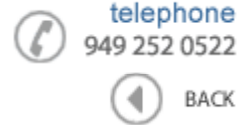


**Data Sheet**

Product Category: IF SAW Filter

Part Number	Package	Application	Last Modified
835-IF65.0M-F	35.0 x 12.8 Thru Hole	Base Station & Repeater	Jan. 01, 2007

TYPE :

65.0 MHz Bandpass Filter

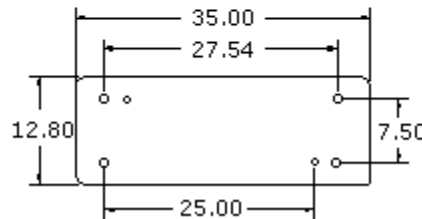
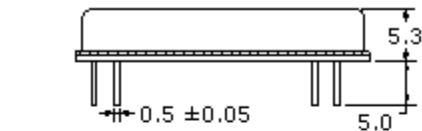
PART NUMBER :

**835-IF65.0M-F****OPERATING CONDITIONS / ELECTRICAL CHARACTERISTICS**

PARAMETERS	Minimum	Typical	Maximum	Units
Center Frequency	-	65.0	-	MHz
Insertion Loss	-	20.0	21.5	dB
Source Impedance (single ended)*	-	50	-	ohm
Load Impedance (single ended)*	-	50	-	ohm
1.0dB Bandwidth	9.35	9.40	-	MHz
3.0dB Bandwidth	9.50	9.78	-	MHz
50.0dB Bandwidth	-	11.45	11.50	MHz
Amplitude Ripple	-	0.5	0.9	dBp-p
Group Delay Variation	-	40	120	ns
Absolute Delay at Fo	-	2.36	-	μs
Ultimate Rejection	50	55	-	dB
Temperature Coefficient	-	-72	-	ppm/°C

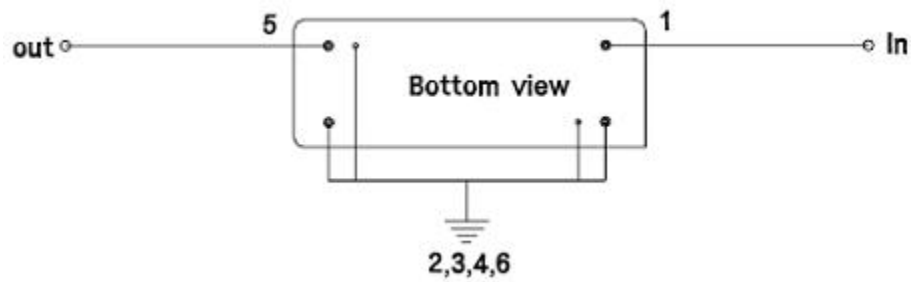
\* with Matching Network (Ref. Testing Environment Circuit as shown below). Those impedances could be modified with different impedances values and/or structures, if necessary.

\*\* Custom SAW IF Filters available. Contact Oscilent for assistance.

**PACKAGE OUTLINE (mm)**

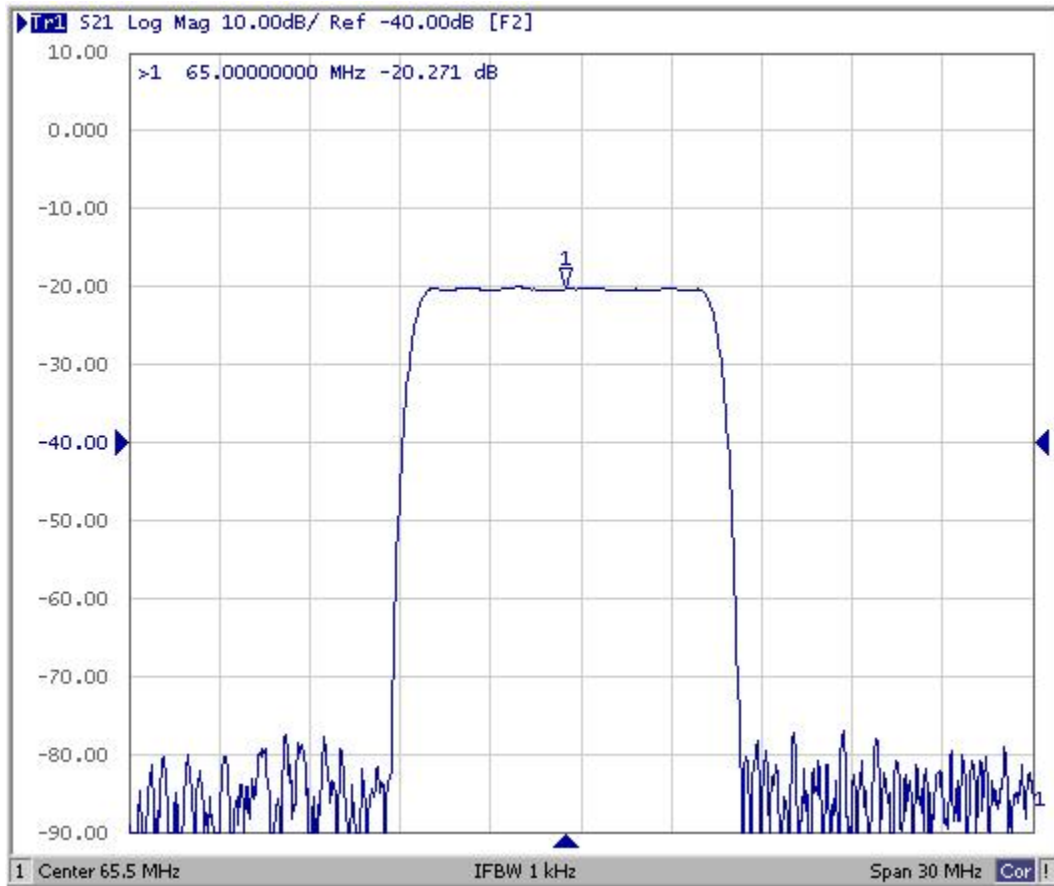
PIN Descriptions: IN-1, OUT 5, GROUND -2,3,4,6,Case

**TEST ENVIRONMENT**



Source & Load Impedance: 50 ohm

## FREQUENCY RESPONSE



**Oscilent Corporation** - CALL **949.252.0522**

**Part No.:** 835-IF65.0M-F

18195 East McDermott Street, Building D, Irvine, CA 92614, USA

Fax: 949.252.0599, E-Mail: Sales@Oscilent.com