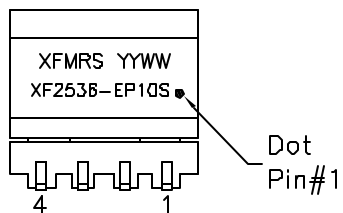
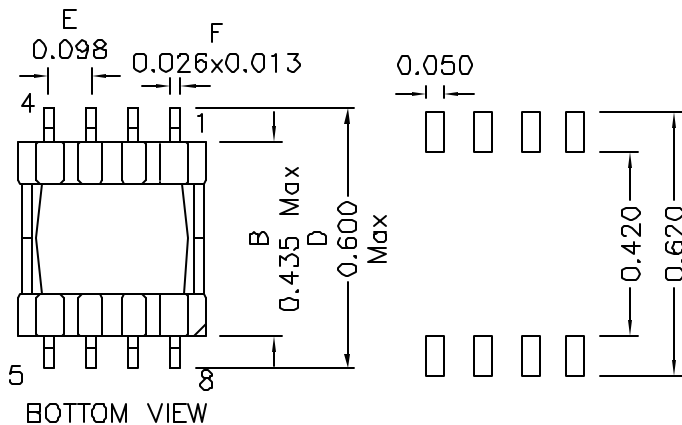
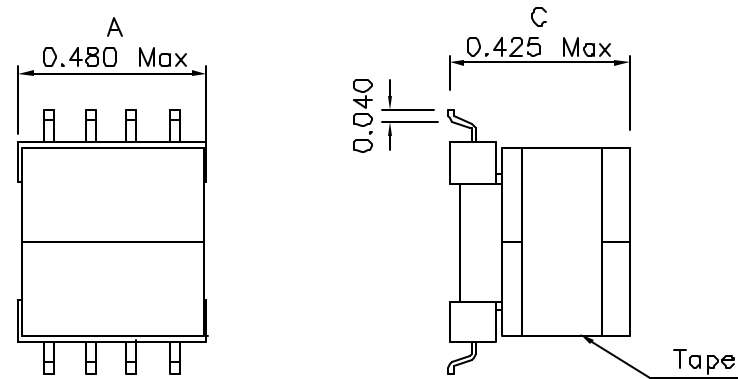
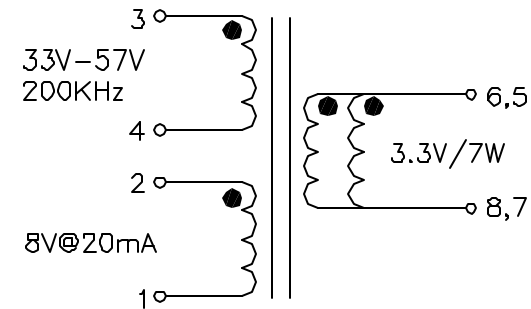


1. Mechanical Dimensions:



2. Schematic:



2. Electrical Specifications: @25°C

OCL: Pins 3-4 253uH±10% @10KHz 0.1V

Q: Pins 3-4 20 Min @10KHz, 0.1V

LL: Pins 3-4 7.5uH Max @100KHz, 0.1V Short P5-8

DCR: Pins 3-4 0.420 Ohms Max

Pins 2-1 0.115 Ohms Max

Pins 5-7 0.012 Ohms Max

Pins 6-8 0.012 Ohms Max

Turns Ratio: (3-4):(2-1):(6,5-8,7)=1:0.208:0.083±2%

Hipot: 1500Vrms Pri to Sec

Notes:

1. Solderability: Leads shall meet MIL-STD-202G, Method 208H for solderability.
2. Flammability: UL94V-0
3. ASTM oxygen index: > 28%
4. Insulation System: Class F 155°C. UL file E151556
5. Operating Temperature Range: All listed parameters are to be within tolerance from -40°C to +125°C
6. Storage Temperature Range: -55°C to +125°C
7. Aqueous wash compatible
8. SMD Lead Coplanarity: ±0.004"(0.102mm)
9. Electrical and mechanical specifications 100% tested
10. RoHS Compliant Component

DOC REV: A/3

PROPRIETARY Document is the property of XFMR5 Group & is not allowed to be duplicated without authorization.

XFMR5 Inc www.XFMR5.com	Title: POE TRANSFORMER		
UNLESS OTHERWISE SPECIFIED TOLERANCES: .xxx ±0.010 Dimensions in INCH	P/N: XF2536-EP10S		REV. A
	DWN.	Xianyí	Sep-09-08
SCALE 2.5:1 SHT 1 OF 1	CHK.	YK Liao	Sep-09-08
	APP.	BW	Sep-09-08