
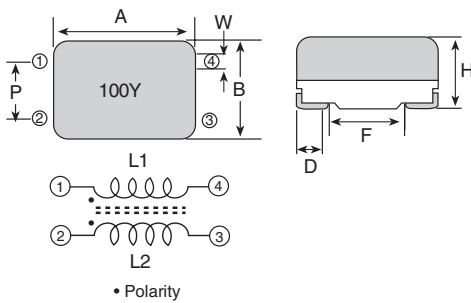


features

- Surface mounting type thin and common mode choke coil
- Suitable for reflow soldering
- Products with lead-free terminations meet EU RoHS and China RoHS requirements



dimensions and construction



Size	Dimensions inches (mm)						
	A	B	H	D	P	F	W
SLF0905	.362±.012 (9.2±0.3)	.236±.012 (6.0±0.3)	.197±.008 (5.0±0.2)	.055 max. (1.4 max.)	.100±.004 (2.54±0.2)	.224 Ref. (5.7 Ref.)	.039±.004 (1.0±0.1)

ordering information

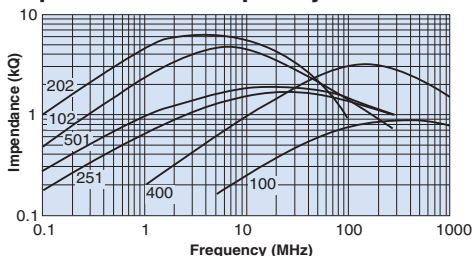
New Part #	SLF	0905	T	TEB	102	Y
	Type	Size	Terminal Surface Material	Packaging	Nominal Inductance	Tolerance
			T: Sn	TEB: 13" embossed tape	3 digits (unit: µH)	Y: ±50% Y: ±30%

applications and ratings

Type	Inductance (µH)	Inductance Tolerance L1, L2	DC Resistance Maximum (mΩ)	Allowable DC Current Maximum (mA)	Measuring Frequency (kHz)	Operating Temperature Range
SLF0905	10	±30%	80	1600	1	-20°C to +80°C
	40		250	900		
	250		130	1200		
	500	±50%	150	1000	100	
	1000		310	800		
	2000		420	600		

environmental applications

Impedance vs Frequency Characteristics



Specifications given herein may be changed at any time without prior notice. Please confirm technical specifications before you order and/or use.

9/11/08