

**Data Sheet**

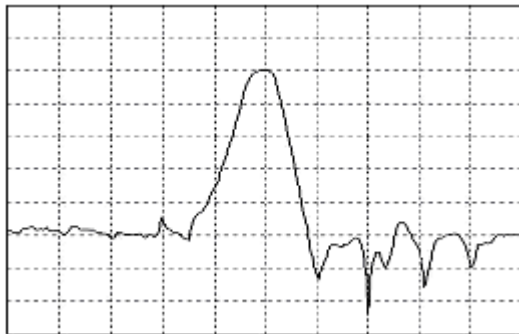
Product Category: IF SAW Filter

Part Number	Package	Application	Last Modified
819-IF100.0M-B	19 x 6.5 SMD	Base Station, Repeater, HDR, IMT-2000	May 30 2003

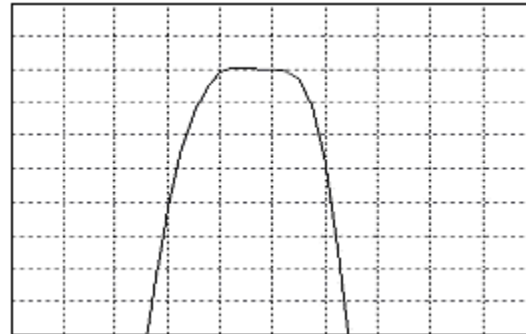
**TYPE :**

100.0 MHz Bandpass Filter

100.0 KHz Bandwidth

**PART NUMBER :****819-IF100.0M-B**

Horizontal : 0.2 MHz/Div  
Vertical : 10 dB/Div



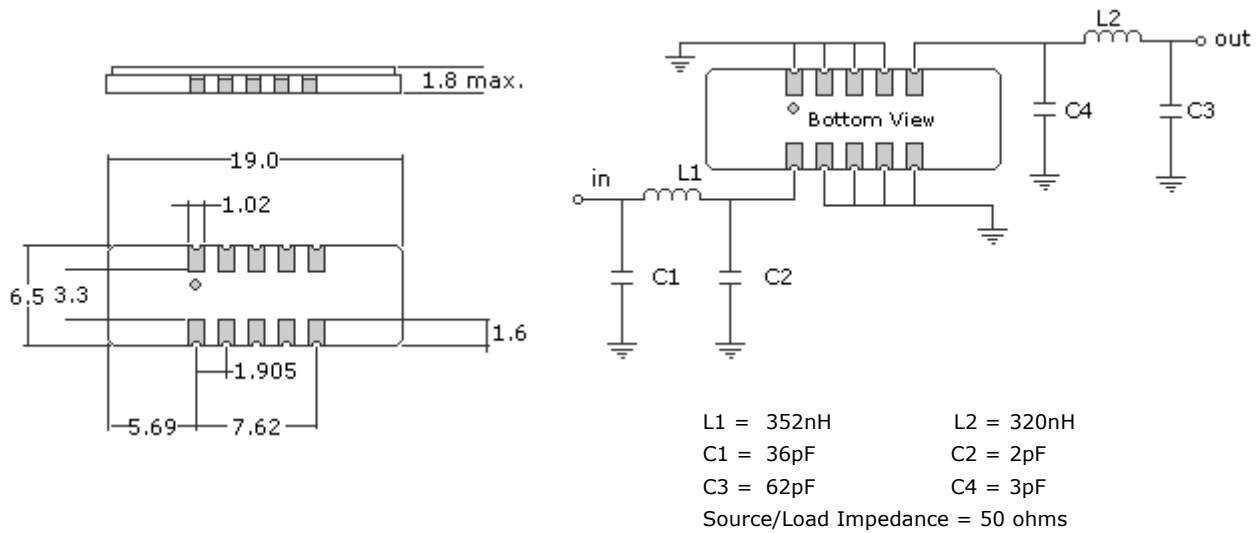
Horizontal : 0.4 MHz/Div  
Vertical : 1 dB/Div

**OPERATING CONDITIONS / ELECTRICAL CHARACTERISTICS**

PARAMETERS	Minimum	Typical	Maximum	Units
Center Frequency	-	100.0	-	MHz
Insertion Loss	-	12.5	15.0	dB
1dB Bandwidth	84.0	88.0	-	KHz
3dB Bandwidth	105.0	115.0	-	KHz
40dB Bandwidth	-	375.0	400.0	KHz
Passband Ripple	-	0.3	0.6	dB
Group Delay Variation	-	2.2	2.7	nsec
Absolute Delay	-	6.2	-	µsec
Ultimate Rejection	40	45	-	dB
Substrate Material	-	Quartz	-	-
Ambient Temperature	-	25	-	°C

\* Custom SAW IF Filters available. Contact Oscilent for assistance.

**PACKAGE OUTLINE (mm)****TEST FIXTURE**



**Oscilent Corporation** - CALL **949.252.0522**

17962 Sky Park Circle, Building D, Irvine, CA 92614, USA  
 Fax: 949.252.0599, E-Mail: Sales@Oscilent.com

**Part No.:** 819-IF100.0M-B

Crystal Oscillators | Quartz Crystal | TCXO | VCXO | IF SAW Filter | RF SAW Filter | Ceramic Resonator  
 Crystal Filter | Ceramic Filter | SAW Filter / SAW Devices | Site Map