

Features

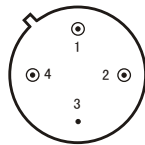
- Built-in buffer amplifier low frequency pulling
- Low phase noise
- Hyperabrupt varactor octave bandwidth
- Thin film hybrid construction
- TO-8C、SMO-8C、SP-1、SP-3 packages available
- Operating temperature range: -55°C ~ +85°C

Specifications($T_A=25^\circ\text{C}, V_{CC}=+12\text{V}$)

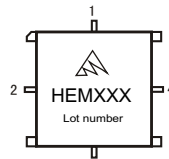
Parameter	Symbol	Unit	Guaranteed	Typical	Test Condition
Frequency Range	$f_L \sim f_H$	MHz	2000~4000	—	$V_T: 0 \sim 20\text{V}$
Power Output	P_o	dBm	≥ 10	11	$V_T=6\text{V}$
Power Output Variation	ΔP_o	dB	$\leq \pm 2.5$	± 1.5	$f_{L-H}: 2000 \sim 4000\text{MHz}$
Tuning Voltage	V_T	V	0~20	—	—
Pushing	K_{VC}	MHz/V	—	15	$V_{CC}=11 \sim 13\text{V}, V_T=6\text{V}$
Spurious	R_{fs}	dBc	≤ -70	—	$f_{L-H}: 2000 \sim 4000\text{MHz}$
Harmonics	R_{fn}	dBc	—	-12	$f_{L-H}: 2000 \sim 4000\text{MHz}$
SSB Phase Noise	S_ϕ	dBc/Hz	—	-110	$V_T=6\text{V}, f_m=100\text{KHz}$
Frequency Drift	Δf	MHz	—	100	$V_T=10\text{V}, T_A: -55 \sim +85^\circ\text{C}$
Current	I_{CC}	mA	—	85	—
Tuning Port Capacitance	C_T	pF	—	45	—

Absolute Ratings

- Maximum DC Voltage : +15V
- Maximum Tuning Voltage : +24V
- Minimum Tuning Voltage : -0.7V
- Maximum Storage Temp: +125°C



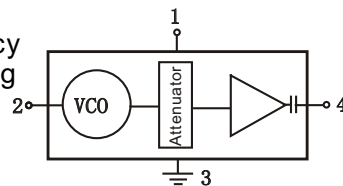
TO-8C



SMO-8C

Application Notes

1. Isolator is required for high frequency
2. See assembly section for mounting information
3. ESD observe handling precautions



- 1. Vcc 3. GND
- 2. VT 4. Po

Typical Performance

