




Technical Data Sheet - Preliminary

High Performance SMD LED with Reflector

93-22SURSYGC/S530-A3/TR8

Features

- Package in 12mm tape on 7" diameter reels.
- Compatible with automatic placement equipment.
- Compatible with infrared and vapor phase reflow solder process.
- EIA std. package.
- IC compatible.
- Pb-free.
- The product itself will remain within RoHS compliant version.



Applications

- Telecommunication: indicator and backlighting in telephone and fax.
- Indicator and backlight for audio and video equipment.
- Indicator and backlight for battery driven equipment.
- Small indicator for outdoor applications.
- Indicator and backlight in office equipment.
- Flat backlight for LED, switches and symbol.
- General use.

Device Selection Guide

| Chip | | Emitted Color | Resin Color |
|------|----------|------------------------|-------------|
| Type | Material | | |
| SUR | AlGaInP | Brilliant Red | Water Clear |
| SYG | AlGaInP | Brilliant Yellow Green | |

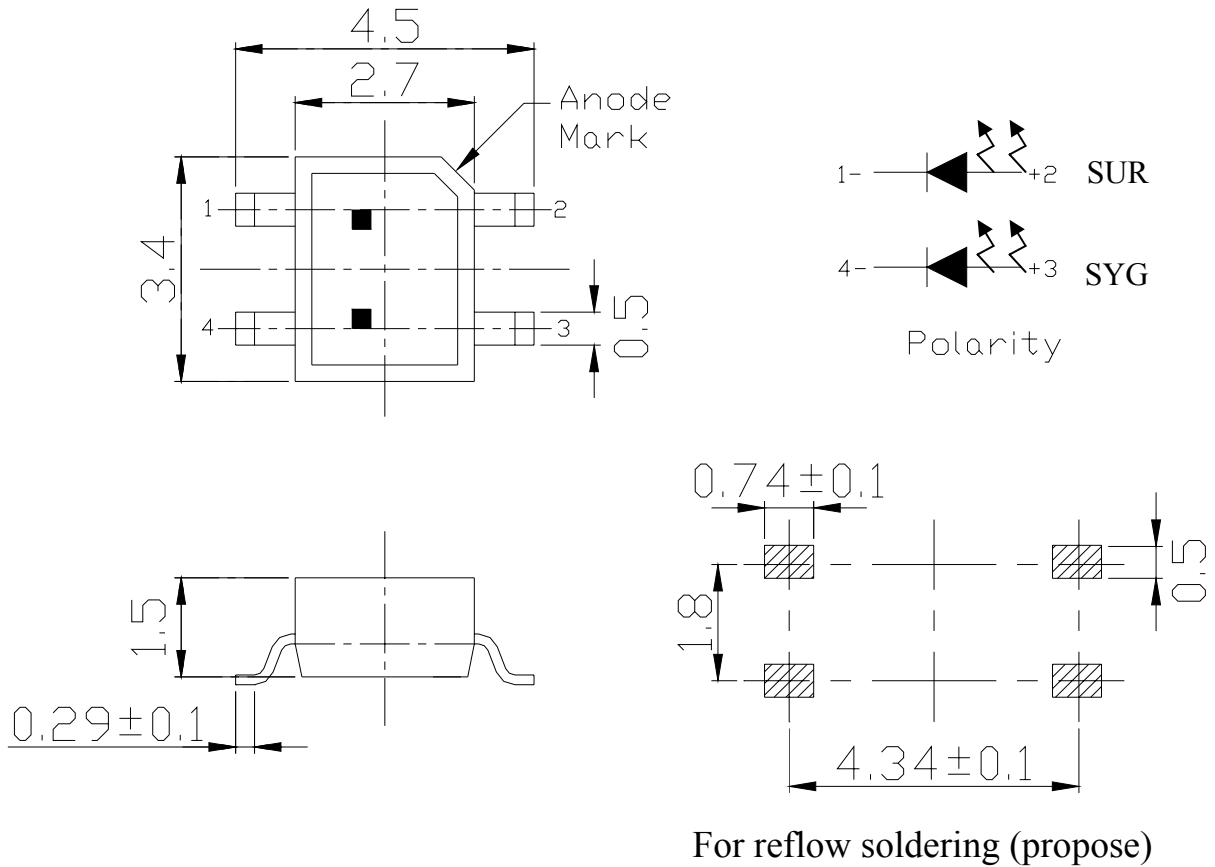


Technical Data Sheet - Preliminary

High Performance SMD LED with Reflector

93-22SURSYGC/S530-A3/TR8

Package Dimensions



For reflow soldering (propose)

- Notes: 1. All dimensions are in millimeters.
- 2. Tolerance unless mentioned is ± 0.1 mm.

**Technical Data Sheet - Preliminary****High Performance SMD LED with Reflector****93-22SURSYGC/S530-A3/TR8****Absolute Maximum Ratings @Ta=25°C**

| Parameter | Symbol | Rating | Unit | |
|--|-----------|---|------|----|
| Reverse Voltage | V_R | 5 | V | |
| Forward Current | I_F | SUR | 25 | mA |
| | | SYG | | |
| Peak Forward Current (Duty 1/10 @ 1KHz) | I_{FP} | SUR | 60 | mA |
| | | SYG | | |
| Power Dissipation | P_d | SUR | 60 | mW |
| | | SYG | | |
| Electrostatic Discharge(HBM) | ESD | 2000 | V | |
| Operating Temperature | T_{opr} | -40 ~ +85 | °C | |
| Storage Temperature | T_{stg} | -40~ +100 | °C | |
| Soldering Temperature | T_{sol} | Reflow Soldering : 260 °C for 10 sec. Hand Soldering : 350 °C for 3 sec. | | |

**Technical Data Sheet - Preliminary****High Performance SMD LED with Reflector****93-22SURSYGC/S530-A3/TR8****Electro-Optical Characteristics @ Ta=25°C**

| Parameter | Symbol | Min. | Typ. | Max. | Unit | Condition | |
|------------------------------|-------------------|-------|-------|-------|-------|----------------------|----------------------|
| Luminous Intensity | I _v | SUR | 17 | 41 | ----- | mcd | I _F =20mA |
| | | SYG | 11 | 17 | ----- | | |
| Viewing Angle | 2θ _{1/2} | ----- | 130 | ----- | deg | I _F =20mA | |
| Peak Wavelength | λ _p | SUR | ----- | 632 | ----- | nm | I _F =20mA |
| | | SYG | ----- | 575 | ----- | | |
| Dominant Wavelength | λ _d | SUR | ----- | 624 | ----- | nm | I _F =20mA |
| | | SYG | ----- | 573 | ----- | | |
| Spectrum Radiation Bandwidth | Δλ | SUR | ----- | 20 | ----- | nm | I _F =20mA |
| | | SYG | ----- | 20 | ----- | | |
| Forward Voltage | V _F | SUR | ----- | 2.0 | 2.4 | V | I _F =20mA |
| | | SYG | ----- | 2.0 | 2.4 | | |
| Reverse Current | I _R | ----- | ----- | 10 | μA | V _R =5V | |

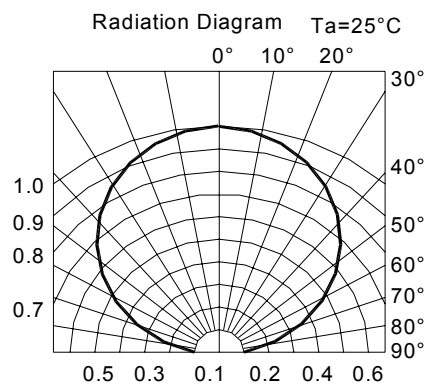
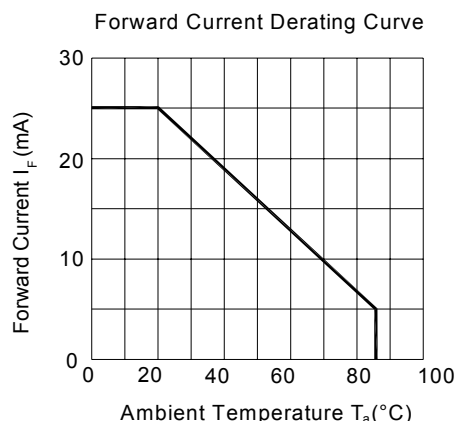
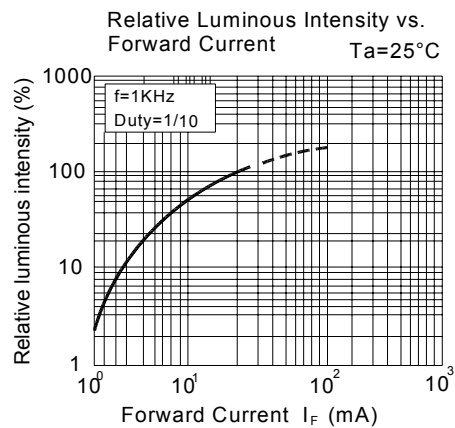
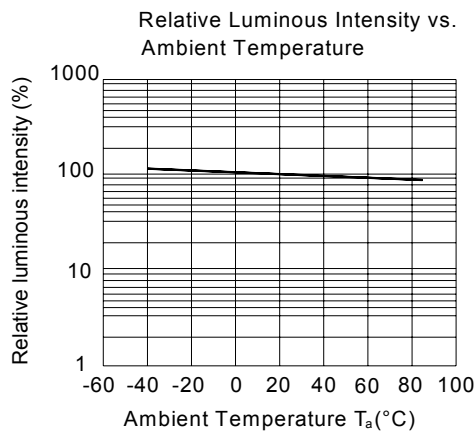
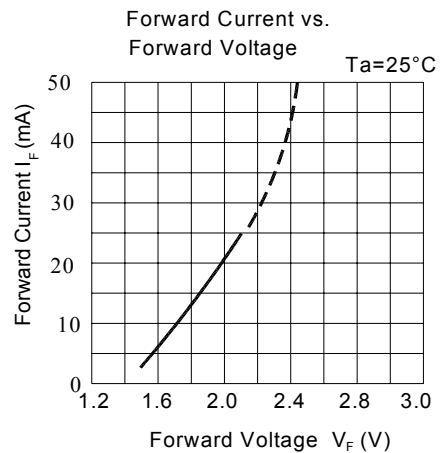
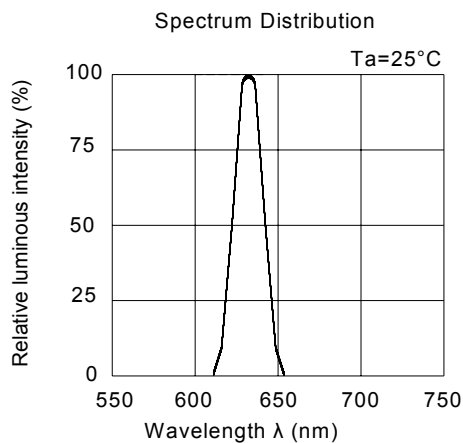


Technical Data Sheet - Preliminary

High Performance SMD LED with Reflector

93-22SURSYGC/S530-A3/TR8

Typical Electro-Optical Characteristics Curves(SUR)



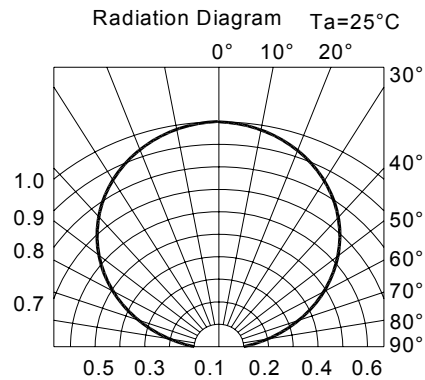
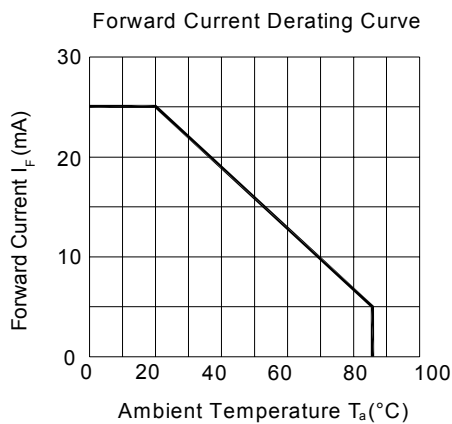
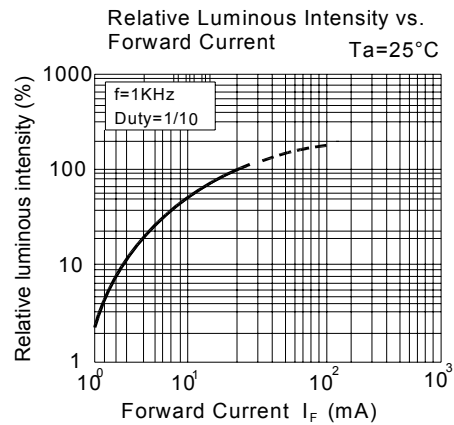
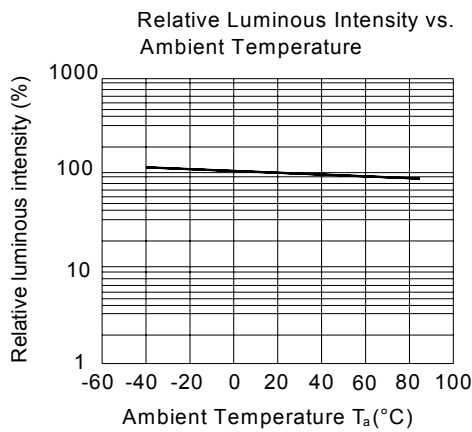
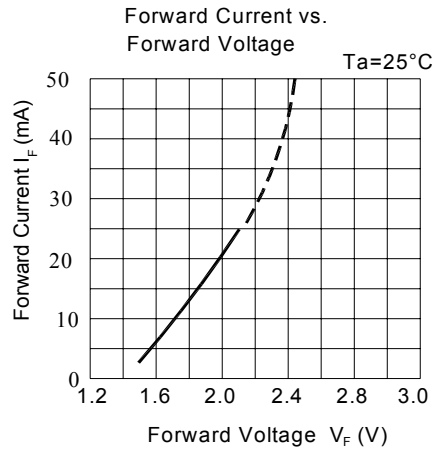
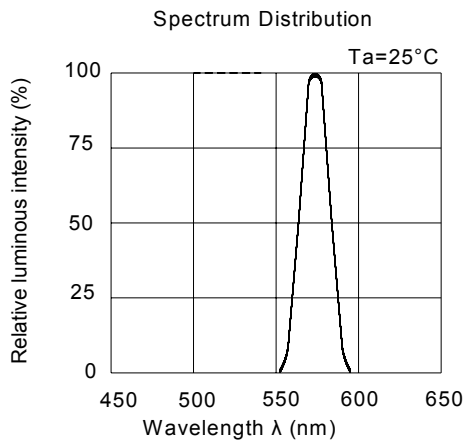


Technical Data Sheet - Preliminary

High Performance SMD LED with Reflector

93-22SURSYGC/S530-A3/TR8

Typical Electro-Optical Characteristics Curves(SYG)





Technical Data Sheet - Preliminary

High Performance SMD LED with Reflector


93-22SURSYGC/S530-A3/TR8

Label Explanation

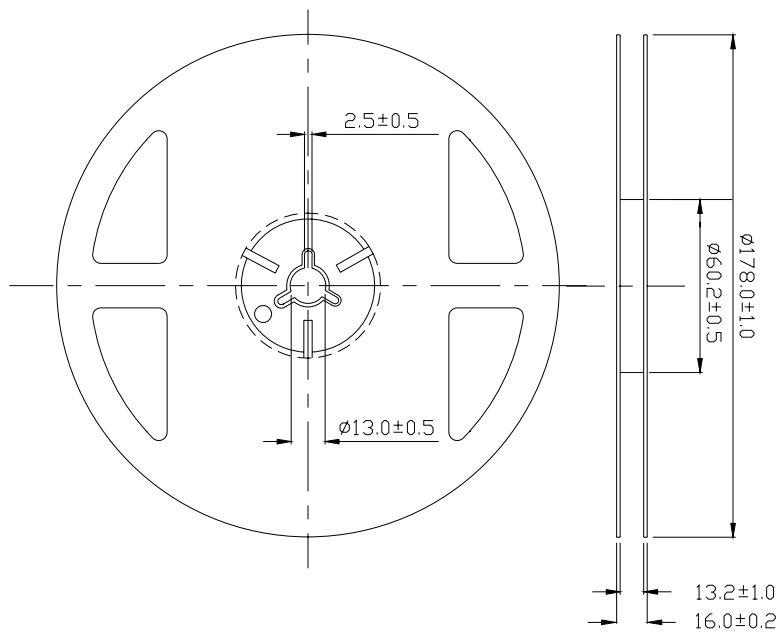
CAT: Luminous Intensity Rank

HUE: Dom. Wavelength Rank

REF: Forward Voltage Rank



Reel Dimensions



Note: Tolerance unless mentioned is ±0.1mm; Unit = mm

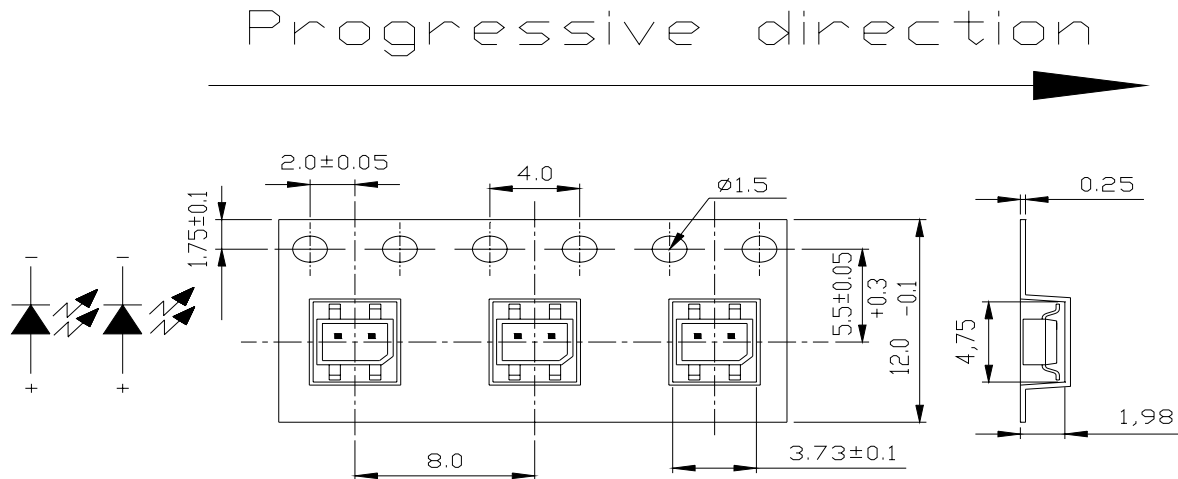


Technical Data Sheet - Preliminary

High Performance SMD LED with Reflector

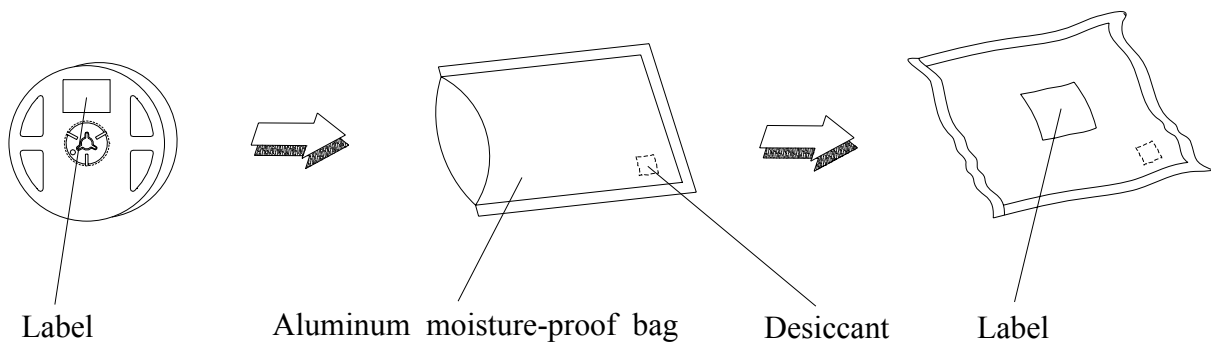
93-22SURSYGC/S530-A3/TR8

Carrier Tape Dimensions: Loaded quantity per reel 1000 PCS/reel



Note: Tolerance unless mentioned is ±0.1mm; Unit = mm

Moisture Resistant Packaging



**Technical Data Sheet - Preliminary****High Performance SMD LED with Reflector****93-22SURSYGC/S530-A3/TR8****Reliability Test Items and Conditions**

The reliability of products shall be satisfied with items listed below.

Confidence level : 90%

LTPD : 10%

| No. | Items | Test Condition | Test Hours/Cycles | Sample Size | Ac/Re |
|-----|----------------------------------|--|-------------------|-------------|-------|
| 1 | Reflow Soldering | Temp. : 260°C±5°C Min. 5sec. | 6 min | 22 PCS. | 0/1 |
| 2 | Temperature Cycle | H : +100°C 15min ∫ 5 min L : -40°C 15min | 300 Cycles | 22 PCS. | 0/1 |
| 3 | Thermal Shock | H : +100°C 5min ∫ 10 sec L : -10°C 5min | 300 Cycles | 22 PCS. | 0/1 |
| 4 | High Temperature Storage | Temp. : 100°C | 1000 Hrs. | 22 PCS. | 0/1 |
| 5 | Low Temperature Storage | Temp. : -40°C | 1000 Hrs. | 22 PCS. | 0/1 |
| 6 | DC Operating Life | I _F = 20 mA | 1000 Hrs. | 22 PCS. | 0/1 |
| 7 | High Temperature / High Humidity | 85°C / 85%RH | 1000 Hrs. | 22 PCS. | 0/1 |

Technical Data Sheet - Preliminary

High Performance SMD LED with Reflector

93-22SURSYGC/S530-A3/TR8

Precautions for Use

1. Over-current-proof

Customer must apply resistors for protection; otherwise slight voltage shift will cause big current change (Burn out will happen).

2. Storage

2.1 Do not open moisture proof bag before the products are ready to use.

2.2 Before opening the package: The LEDs should be kept at 30°C or less and 90%RH or less.

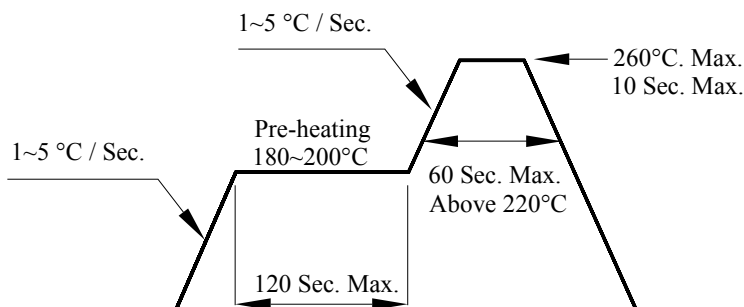
2.3 After opening the package: The LED's floor life is 1 year under 30°C or less and 60% RH or less. If unused LEDs remain, it should be stored in moisture proof packages.

2.4 If the moisture absorbent material (silica gel) has faded away or the LEDs have exceeded the storage time, baking treatment should be performed using the following conditions.

Baking treatment: 60±5°C for 24 hours.

3. Soldering Condition

3.1 Pb-free solder temperature profile



3.2 Reflow soldering should not be done more than two times.

3.3 When soldering, do not put stress on the LEDs during heating.

3.4 After soldering, do not warp the circuit board.



Technical Data Sheet - Preliminary

High Performance SMD LED with Reflector

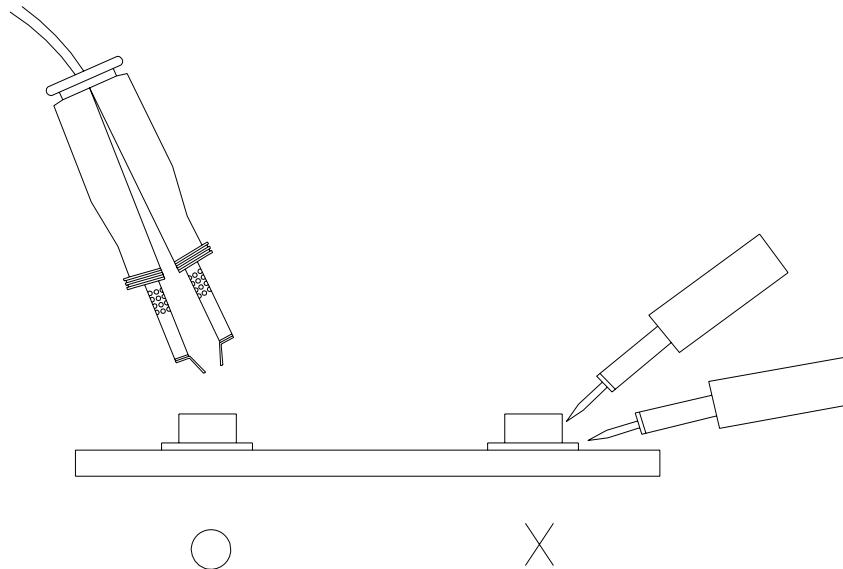
93-22SURSYGC/S530-A3/TR8

4. Soldering Iron

Each terminal is to go to the tip of soldering iron temperature less than 350°C for 3 seconds within once in less than the soldering iron capacity 25W. Leave two seconds and more intervals, and do soldering of each terminal. Be careful because the damage of the product is often started at the time of the hand solder.

5. Repairing

Repair should not be done after the LEDs have been soldered. When repairing is unavoidable, a double-head soldering iron should be used (as below figure). It should be confirmed beforehand whether the characteristics of the LEDs will or will not be damaged by repairing.



EVERLIGHT ELECTRONICS CO., LTD.
Office: No 25, Lane 76, Sec 3, Chung Yang Rd,
Tucheng, Taipei 236, Taiwan, R.O.C

Tel: 886-2-2267-2000, 2267-9936
Fax: 886-2267-6244, 2267-6189, 2267-6306
<http://www.everlight.com>