

**Data Sheet**telephone
949 252 0522

BACK

Product Category: IF SAW Filter

Part Number	Package	Application	Last Modified
835-IF32.7M-B	35.0 x 12.8 Thru Hole	Base Station & Repeater	Jan. 01, 2007

TYPE :

32.7 MHz Bandpass Filter

PART NUMBER :

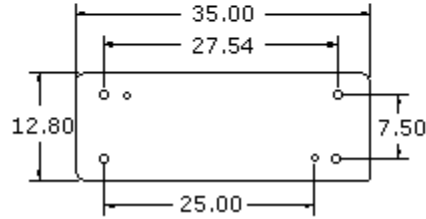
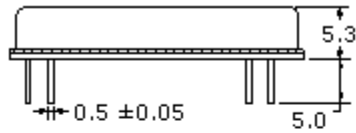
835-IF32.7M-B**OPERATING CONDITIONS / ELECTRICAL CHARACTERISTICS**

PARAMETERS	Minimum	Typical	Maximum	Units
Center Frequency (Fo)	-	32.7	-	MHz
Insertion Loss at Fo	-	27.5	30.0	dB
Storage Temperature	-40	-	+85	°C
Operating Temperature	-40	-	+85	°C
Source Impedance (single ended)*	-	50	-	ohm
Load Impedance (single ended)*	-	50	-	ohm
Temperature Coefficient	-	-72	-	ppm/°C
Amplitude Ripple (29.7~ 35.7 MHz)	-	0.55	1.0	dBp-p
Phase Linearity (29.7~ 35.7 MHz)	-	3.2	4.0	deg
Bandwidth at 3.0 dB	6.6	7.05	-	MHz
Bandwidth at 40.0 dB	-	7.97	8.3	MHz
Ultimate Rejection	50	55	-	dB
Group Delay Variation	-	60	100	ns
Absolute Delay at Fo	-	3.68	-	us

* with Matching Network (Ref. Testing Environment Circuit as shown below). Those impedances could be modified with different impedances values and/or structures, if necessary.

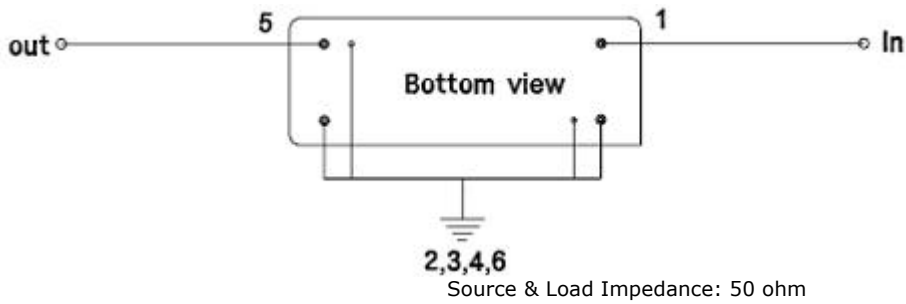
** Custom SAW IF Filters available. Contact Oscilent for assistance.

PACKAGE OUTLINE (mm)

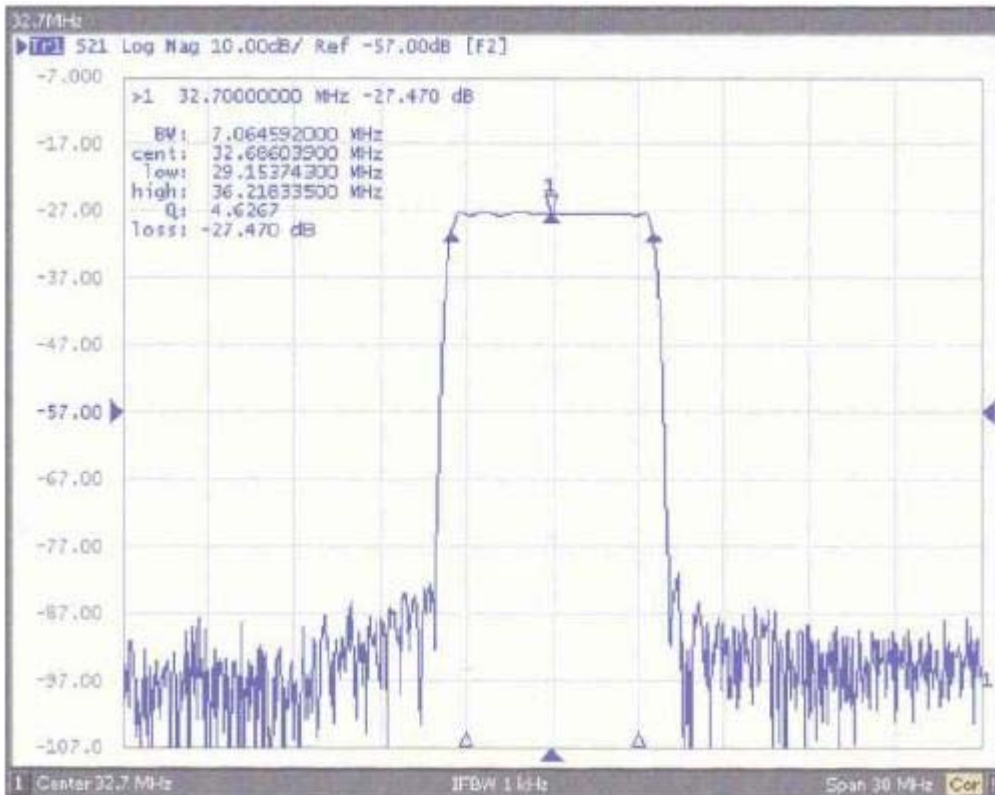


PIN Descriptions: IN-1, OUT 5, GROUND -2,3,4,6,Case

TEST ENVIRONMENT



FREQUENCY RESPONSE



Part No.: 835-IF32.7M-B

Oscilent Corporation - CALL **949.252.0522**

18195 East McDermott Street , Building D , Irvine , CA 92614 , USA
Fax: 949.252.0599 , E-Mail: Sales@Oscilent.com

[Crystal Oscillators](#) | [Quartz Crystal](#) | [TCXO](#) | [VCXO](#) | [IF SAW Filter](#) | [RF SAW Filter](#) | [Ceramic Resonator](#)
[Crystal Filter](#) | [Ceramic Filter](#) | [SAW Filter / SAW Devices](#) | [Site Map](#)