

Fig. 1

- Series 830 & 832 use MM #3790 & MM #3796 pins. See page 176 for details.
- Series 831 & 833 use MM #1805 and MM #3805 receptacles and accept pin diameters from .015"-.025". See page 140 for details.
- Receptacles use Hi-Rel, 6 finger BeCu #43 contact rated at 3 amps. See page 220 for details.
- Insulators are high temp. thermoplastic.

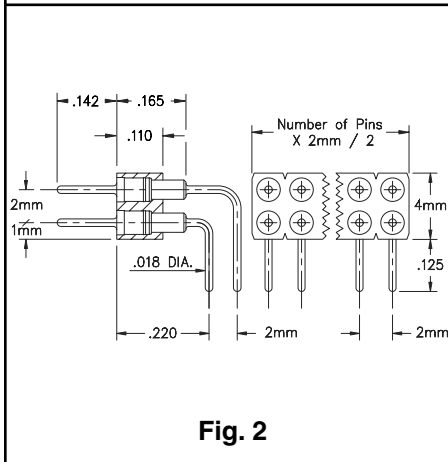



Fig. 2

Ordering Information	
Fig. 1	830...001 Single Row Right Angle Header
	830-10-0__-20-001000 Specify # of pins → 01-50
Fig. 2	832...001 Double Row Right Angle Header
	832-10-__-20-001000 Specify # of pins → 002-100

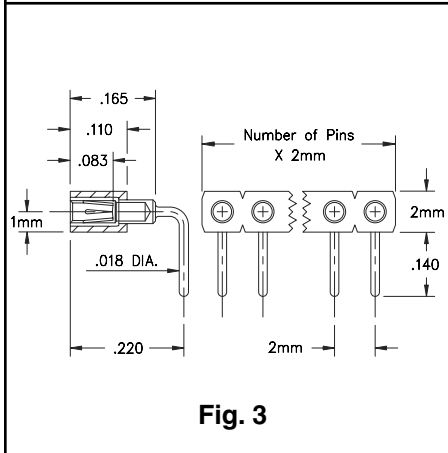


Fig. 3

<i>For Electrical, Mechanical & Environmental Data, See pg. 4</i>		<i>For RoHS compliance select ◇ plating code.</i>	
PLATING CODE =	10 ◇		
Pin Plating	10μ" Au		

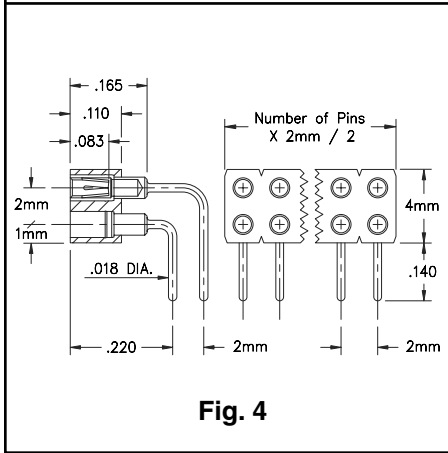


Fig. 4

Fig. 3	831...001 Single Row Right Angle Socket
	831-43-0__-20-001000 Specify # of pins → 01-50
Fig. 4	833...001 Double Row Right Angle Socket
	833-43-__-20-001000 Specify # of pins → 002-100

<i>For Electrical, Mechanical & Environmental Data, See pg. 4</i>		<i>For RoHS compliance select ◇ plating code.</i>	
PLATING CODE =		43 ◇	
Sleeve (Pin)			200μ" Sn
Contact (Clip)			30μ" Au