



# TAI-SAW TECHNOLOGY CO., LTD.

No. 3, Industrial 2nd Rd., Ping-Chen Industrial District,  
Taoyuan, 324, Taiwan, R.O.C.

TEL: 886-3-4690038 FAX: 886-3-4697532

E-mail: [tstsales@mail.taisaw.com](mailto:tstsales@mail.taisaw.com) Web: [www.taisaw.com](http://www.taisaw.com)

## Approval Sheet For Product Specification

Issued Date: Nov, 27, 2007

Product Name: SAW Filter 1575.42 MHz SMD 2.0X1.6 mm

TST Parts No.: TA0769A

Customer Parts No.: \_\_\_\_\_

|                     |
|---------------------|
| Company: _____      |
| Division: _____     |
| Approved by : _____ |
| Date: _____         |

Checked by: \_\_\_\_\_ Bob Chau

Approval by: \_\_\_\_\_ Francis Chen

Date: \_\_\_\_\_ 11, 27, 2007



# TAI-SAW TECHNOLOGY CO., LTD.

No. 3, Industrial 2nd Rd., Ping-Chen Industrial District,  
Taoyuan, 324, Taiwan, R.O.C.

TEL: 886-3-4690038 FAX: 886-3-4697532

E-mail: [tstsales@mail.taisaw.com](mailto:tstsales@mail.taisaw.com) Web: [www.taisaw.com](http://www.taisaw.com)

## SAW Filter 1575.42MHz

MODEL NO.:TA0769A

REV. NO.:1

### A. MAXIMUM RATING:

1. Input Power Level: 10 dBm
2. DC Voltage : 3V
3. Operating Temperature: -40°C to +85°C
4. Storage Temperature: -55°C to +95°C

RoHS Compliant  
Lead free  
Lead-free soldering

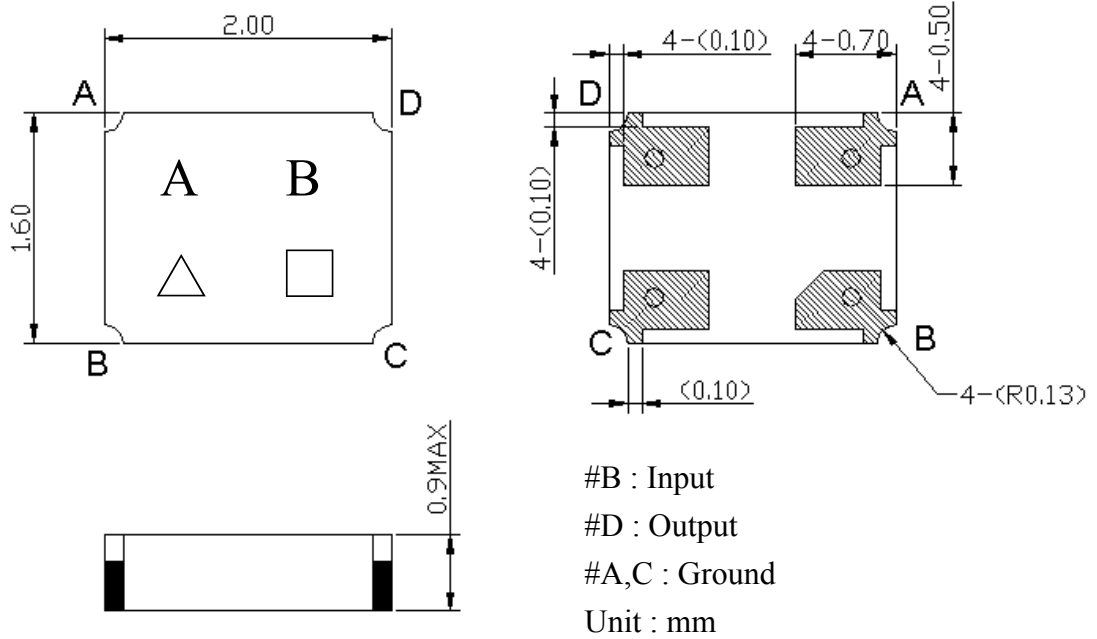
### B. ELECTRICAL CHARACTERISTICS:

Terminating source impedance :  $Z_s = 50 \Omega$

Terminating load impedance :  $Z_L = 50 \Omega$

| Item                                      | Unit   | Min. | Type.   | Max. | Note |
|---|--------|------|---------|------|------|
| Center Frequency                          | Fc MHz | -    | 1575.42 | -    | -    |
| Max. Insertion Loss (1574.42~1576.42 MHz) | IL dB  | -    | 1.15    | 1.6  | -    |
| Amplitude ripple (1574.42~1576.42 MHz)    | dB     | -    | 0.1     | 0.5  | -    |
| VSWR (1574.42~1576.42 MHz)                |        | -    | 1.2     | 1.9  | -    |
| <b>Attenuation</b>                        |        |      |         |      |      |
| 100~960 MHz                               | dB     | 31   | 33      | -    | -    |
| 960~1460 MHz                              | dB     | 31   | 33      | -    | -    |
| 1460~1513 MHz                             | dB     | 22   | 26      | -    | -    |
| 1648~1710 MHz                             | dB     | 22   | 28      | -    | -    |
| 1710~1990 MHz                             | dB     | 25   | 32      | -    | -    |
| 1990~2300 MHz                             | dB     | 25   | 30      | -    | -    |
| 2300~4000 MHz                             | dB     | 29   | 31      | -    | -    |
| 4000~6000 MHz                             | dB     | 20   | 24      | -    | -    |

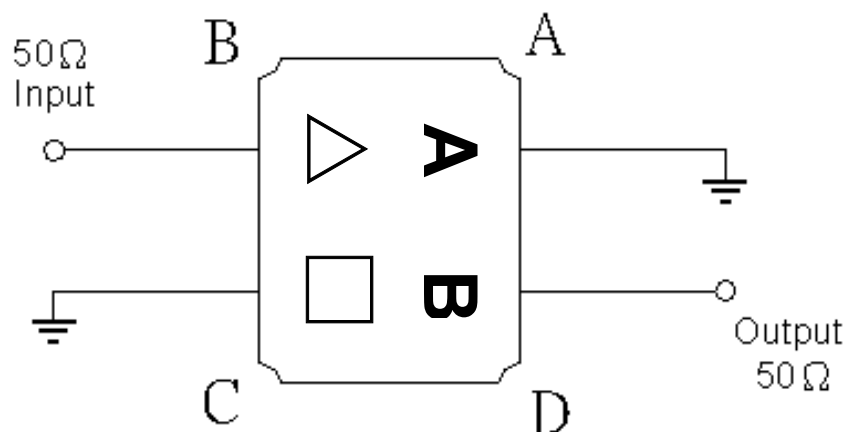
**C.OUTLINE DRAWING:**



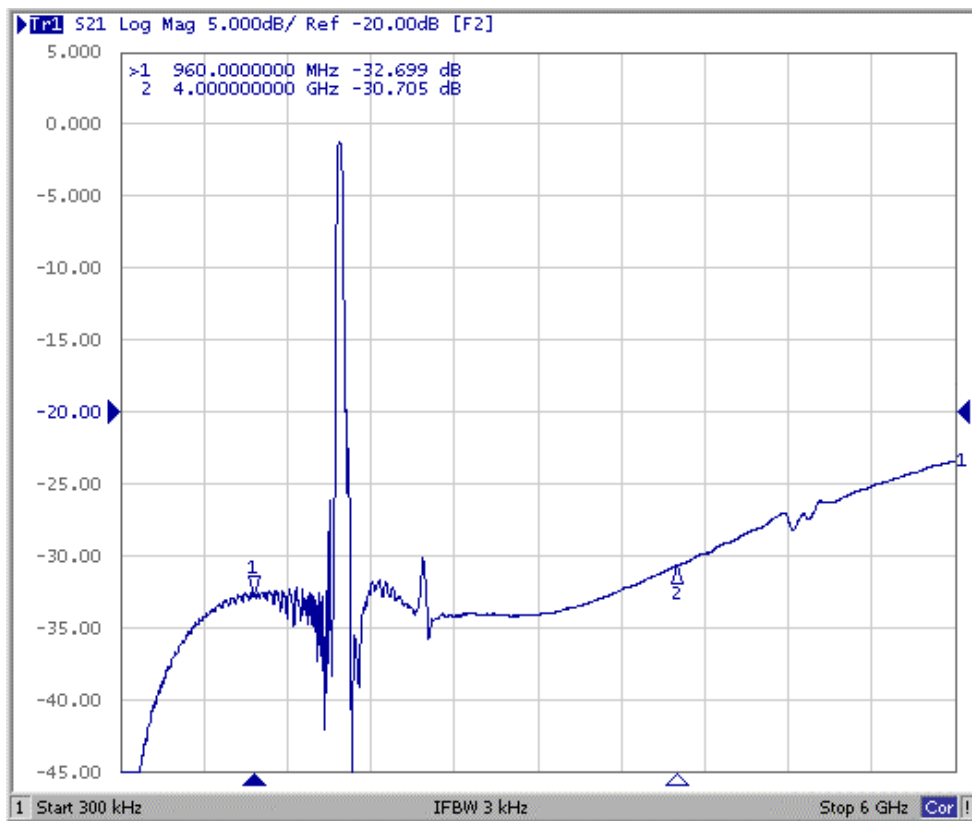
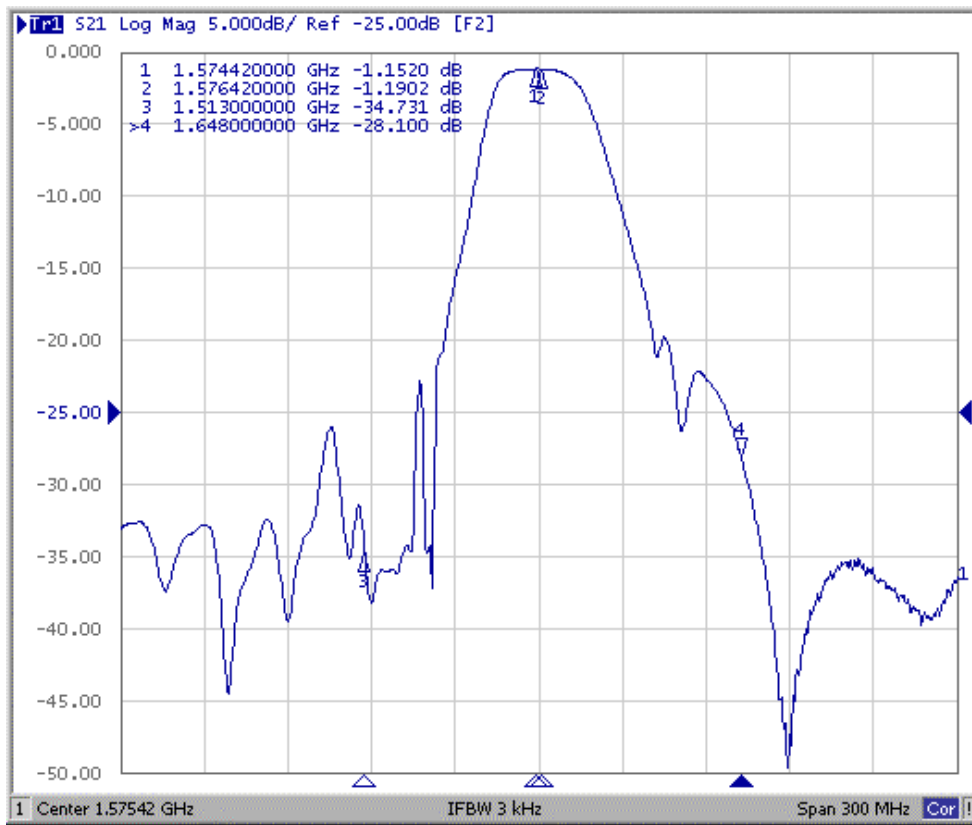
△ : Year Code (2006->6, ..., 2009->9)

□ : Date Code (Follow the table from planner each year)

**D. MEASUREMENT CIRCUIT:**

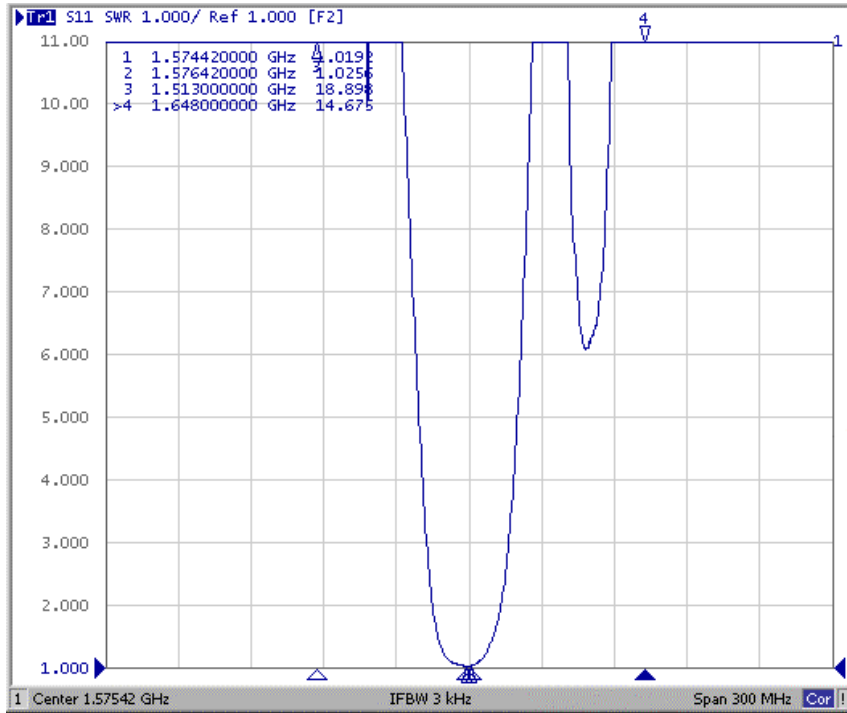


### E. Frequency Characteristics :

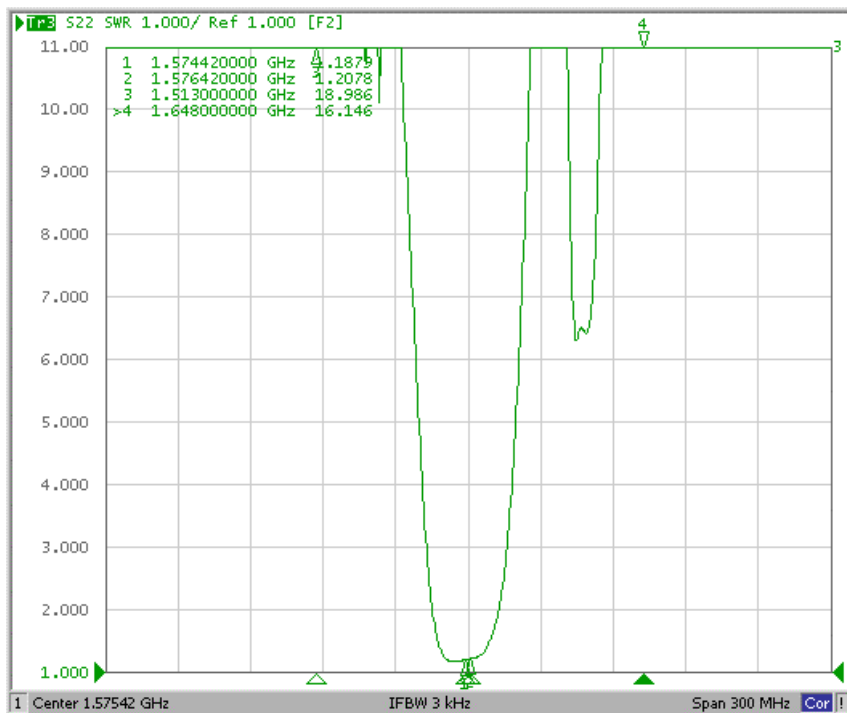


Reflection Functions :

S11



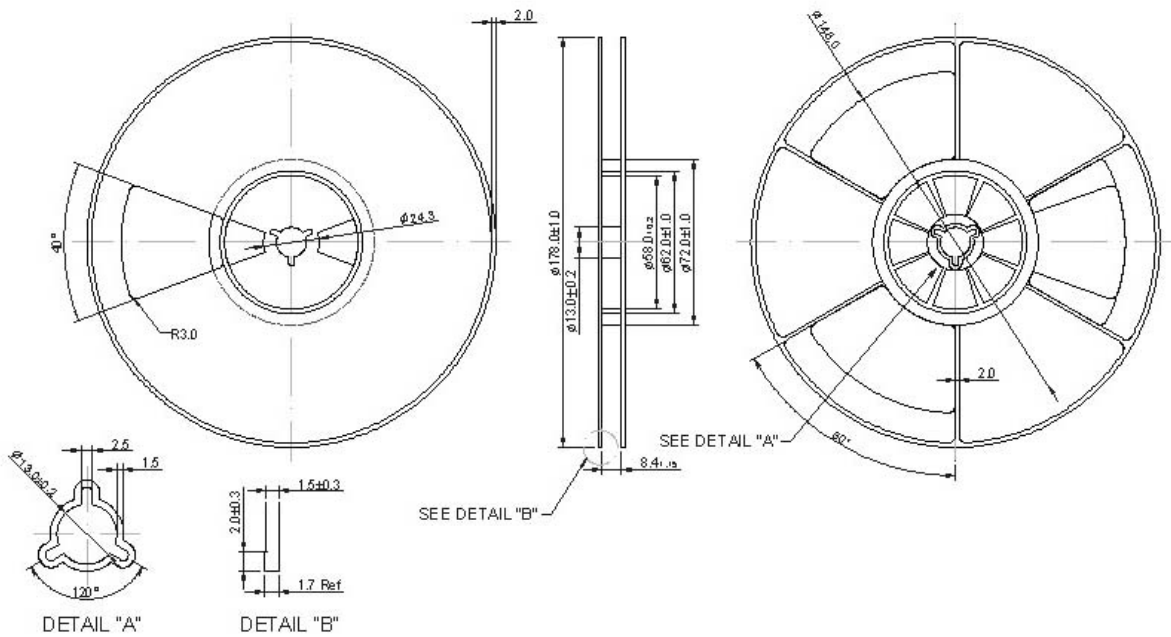
S22



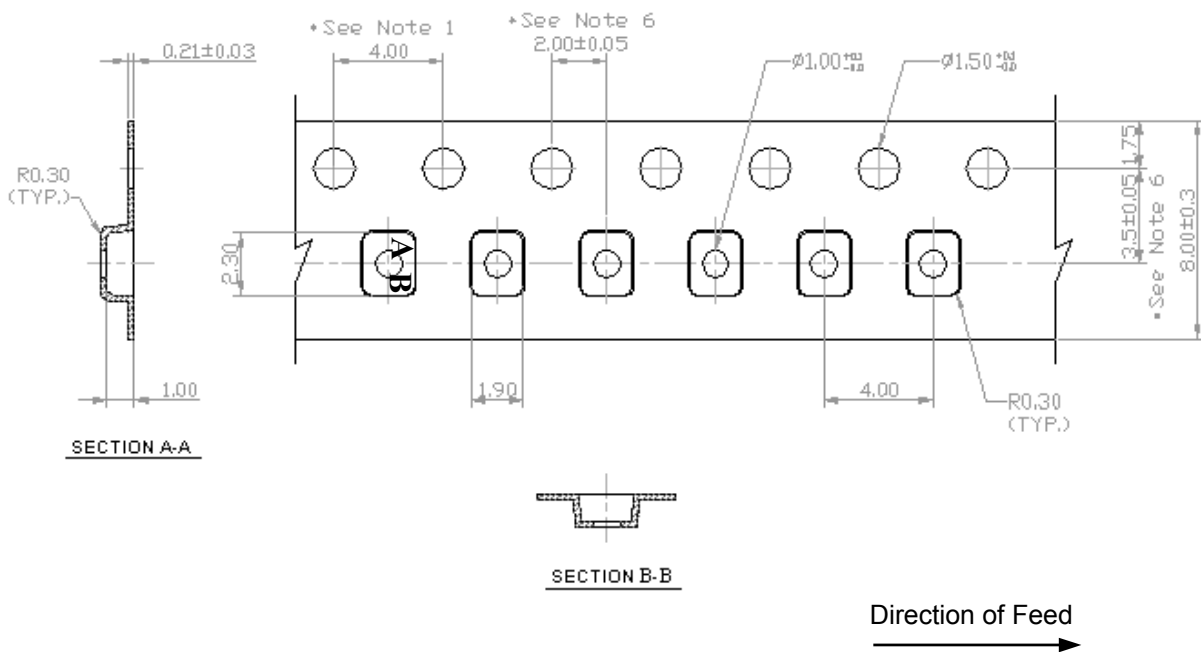
**F. PACKING:**

**1. REEL DIMENSION**

( Reel Count : 7"=2000 typ. ; 13"=10000 typ.)



**2. TAPE DIMENSION**



**F. RECOMMENDED REFLOW PROFILE :**

