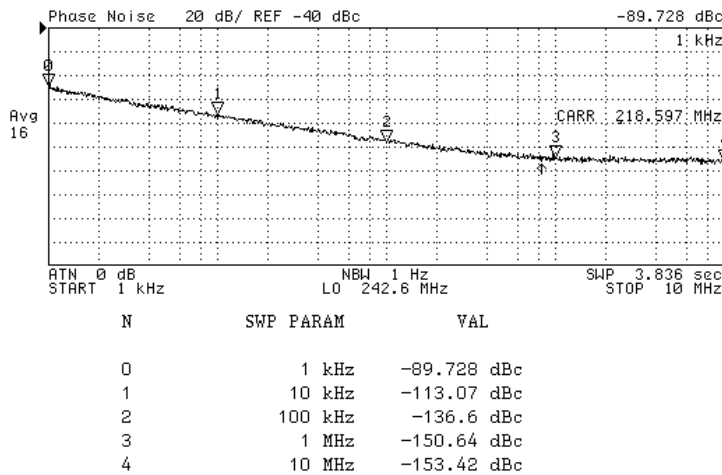


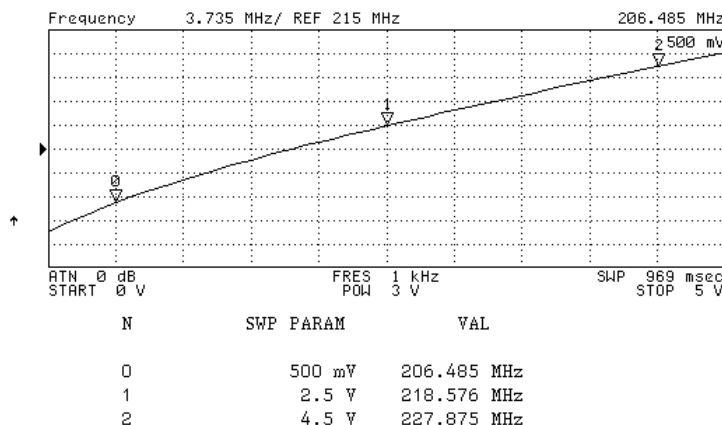


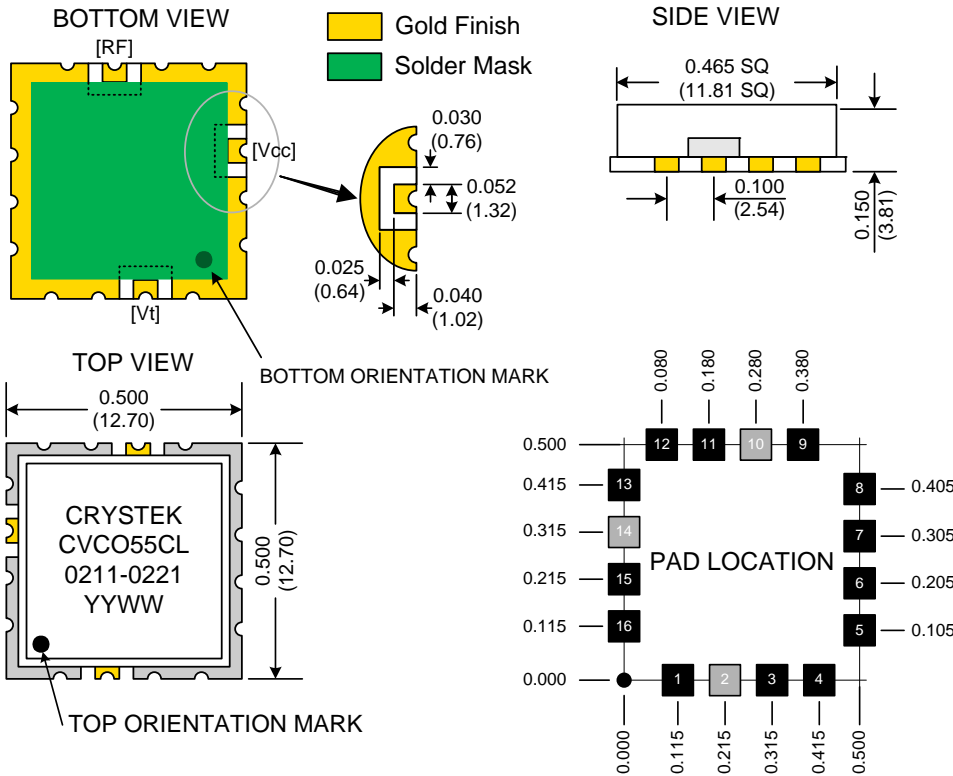
PERFORMANCE SPECIFICATION	MIN	TYP	MAX	UNITS
Lower Frequency:			211	MHz
Upper Frequency:	221			MHz
Tuning Voltage:	0.5		4.5	VDC
Supply Voltage:	2.85	3.0	3.15	VDC
Output Power:	0	+2.5	+5.0	dBm
Supply Current:		7	10	mA
Harmonic Suppression (2 <sup>nd</sup> Harmonic):		-15	-10	dBc
Pushing:		0.3	0.6	MHz/V
Pulling, all Phases:		0.5	1.0	MHz pk-pk
Tuning Sensitivity:		5		MHz/V
Phase Noise @ 10kHz offset:		-115	-110	dBc/Hz
Phase Noise @ 100kHz offset:		-136	-131	dBc/Hz
Load Impedance:		50		$\Omega$
Input Capacitance:			330	pF
Operating Temperature Range:	-40		+85	$^{\circ}$ C
Storage Temperature Range:	-45		+90	$^{\circ}$ C

Phase Noise  
(1 Hz BW, Typical)

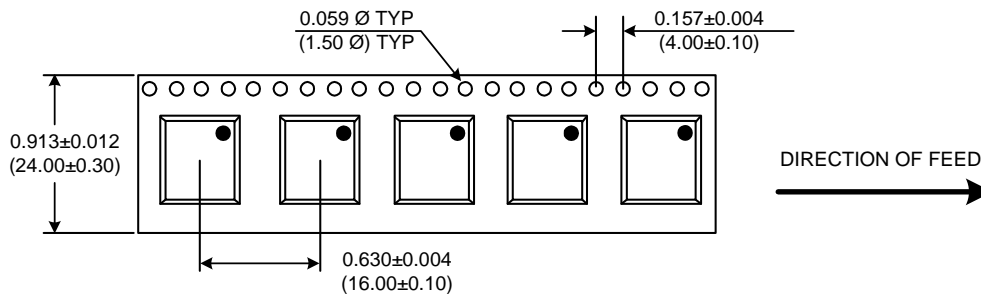


Tuning Curve  
(Typical)





**TAPE AND REEL**



Drawing not to scale

**Product Control:**

Crystek Part Number:	CVCO55CL-0211-0221	Release Date:	30-Jan-08
Revision Level:	B	Responsible:	C. Vales

Specification is subject to change without notice

Page 2 of 2