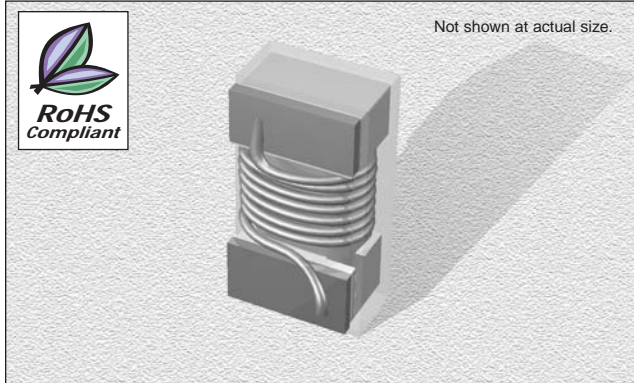


## CT1206CSF Series

### From 3.3 nH to 1200 nH

### SPECIFICATIONS

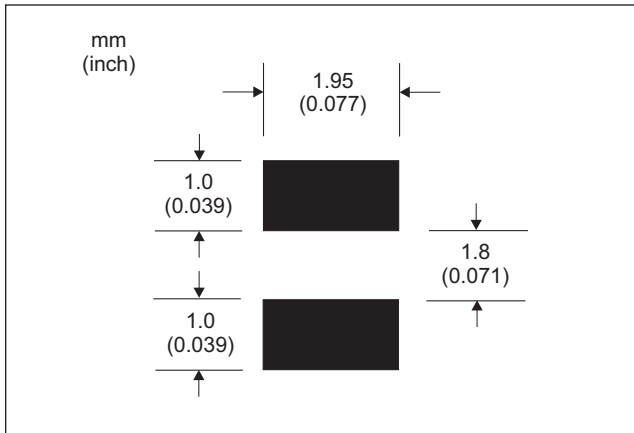
Please specify tolerance code when ordering.  
 CT1206CSF-3N3\_ ← G = ±2%, J = ±5%, K = ±10%, M = ±20%  
 \* = J, K or M only



### CHARACTERISTICS

- Description:** SMD ceramic core wire-wound chip inductor
- Applications:** Telecommunication equipment, mobile phones, small size pagers, computers, printers and relevant equipment. Also, audio & video applications and the automotive electronics industry. High frequency applications
- Operating Temperature:** -40°C to +125°C
- Inductance Tolerance:** ±2%, ±5%, ±10%, ±20%
- Testing:** Inductance and Q are tested on an HP4287A at specified frequency
- Packaging:** Tape & Reel
- Marking:** Reels are marked with inductance code & tolerance code
- Miscellaneous:** **RoHS Compliant.** Additional values available
- Additional Information:** Additional electrical & physical information available upon request
- Samples available. See website for ordering information.**

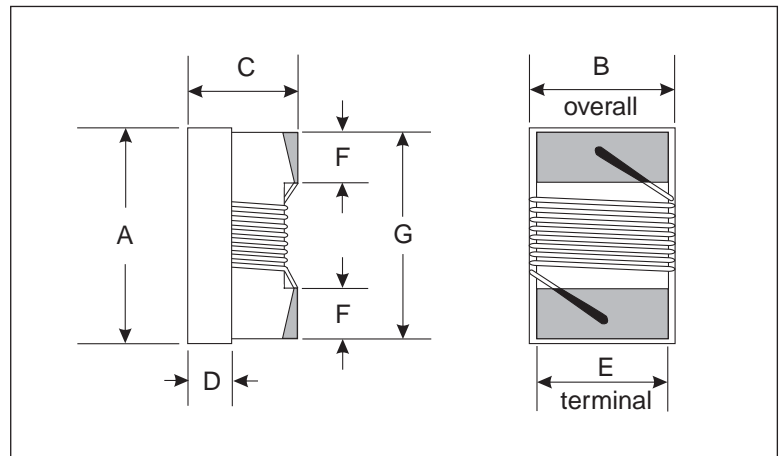
### PAD LAYOUT



Part Number	Inductance (nH)	L Test Freq. (MHz)	Q Fact. Min.	Q Test Freq. (MHz)	SRF Min. (MHz)	DCR Max. (Ω)	Rated DC (mA)
CT1206CSF-3N3_*	3.3	100	30	300	6000	0.05	1000
CT1206CSF-6N8_*	6.8	100	30	300	5500	0.07	1000
CT1206CSF-010_*	10	100	40	300	4000	0.08	1000
CT1206CSF-012_*	12	100	40	300	3200	0.08	1000
CT1206CSF-015_*	15	100	40	300	3200	0.10	1000
CT1206CSF-018_*	18	100	50	300	2800	0.10	1000
CT1206CSF-022_*	22	100	50	300	2200	0.10	1000
CT1206CSF-027_*	27	100	50	300	1800	0.11	1000
CT1206CSF-033_*	33	100	55	300	1800	0.11	1000
CT1206CSF-039_*	39	100	55	300	1800	0.12	1000
CT1206CSF-047_*	47	100	55	300	1500	0.13	1000
CT1206CSF-056_*	56	100	55	300	1450	0.14	1000
CT1206CSF-068_*	68	100	55	300	1200	0.26	900
CT1206CSF-082_*	82	100	55	300	1200	0.21	900
CT1206CSF-R10_*	100	100	55	300	1100	0.26	850
CT1206CSF-R12_*	120	100	60	300	1100	0.26	800
CT1206CSF-R15_*	150	100	60	300	950	0.31	750
CT1206CSF-R18_*	180	50	60	300	900	0.43	700
CT1206CSF-R22_*	220	50	60	300	760	0.50	670
CT1206CSF-R27_*	270	50	55	300	730	0.56	630
CT1206CSF-R33_*	330	50	45	150	650	0.62	590
CT1206CSF-R39_*	390	50	45	150	600	0.75	530
CT1206CSF-R47_*	470	50	45	150	550	1.30	490
CT1206CSF-R56_*	560	50	45	150	470	1.34	460
CT1206CSF-R68_*	680	35	45	150	450	1.58	430
CT1206CSF-R82_*	820	35	45	150	420	1.82	400
CT1206CSF-1R0_*	1000	35	45	150	400	2.80	320
CT1206CSF-1R2_*	1200	35	45	150	380	3.20	300

### PHYSICAL DIMENSIONS

Size	A	B	C	D	E	F	G
mm	3.56	2.16	1.52	0.51	1.6	0.51	3.20
inches	0.140	0.085	0.060	0.020	0.063	0.020	0.126



12.08.05