



Data Sheet



Product Category: RF SAW Filter

Part Number	Package	Application	Last Modified
802-RF423.7M-A	3.0 x 3.0 SMD	CDMA450(D-Band)	Jan. 01, 2007

TYPE :
CDMA450(D-Band), RF-Rx SAW Filter



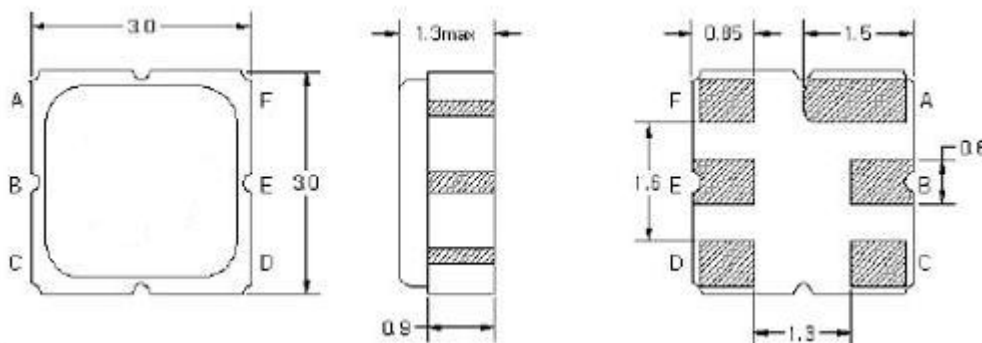
PART NUMBER :
802-RF423.7M-A

OPERATING CONDITIONS / ELECTRICAL CHARACTERISTICS

PARAMETERS	Condition	Minimum	Typical	Maximum	Units
Center Frequency (Fo)	-	-	423.7	-	MHz
Maximum Insertion Loss	421.6~ 425.9 MHz	-	3.2	4.8	dB
Stop Band Attenuation:	0.3~ 411.6 MHz	37	47	-	dB
	411.6~ 415.9 MHz	35	49	-	
	442.0~ 600.0MHz	40	47	-	
	600~ 1200.0 MHz	40	47	-	
	1200~ 2000.0 MHz	30	40	-	
Source Impedance (single ended)*	-	-	50	-	ohm
Load Impedance (single ended)*	-	-	50	-	ohm
VSWR	421.6~ 425.9 MHz	-	1.5	2.4	-
Maximum Input Power	-	-	-	27	dBm
Operating Temperature	-	-30	-	+80	°C

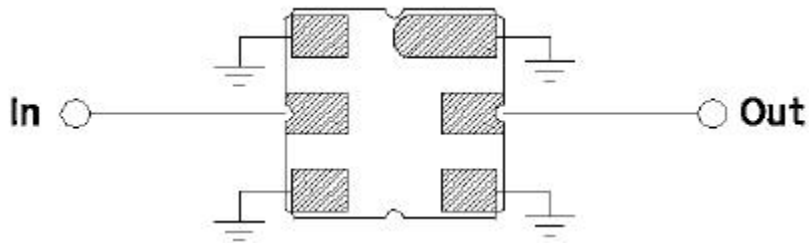
* No Matching Network

PACKAGE OUTLINE (mm)



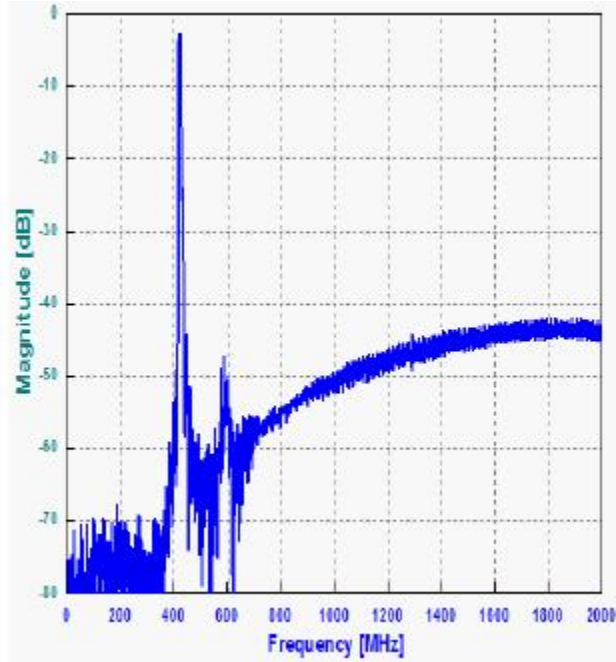
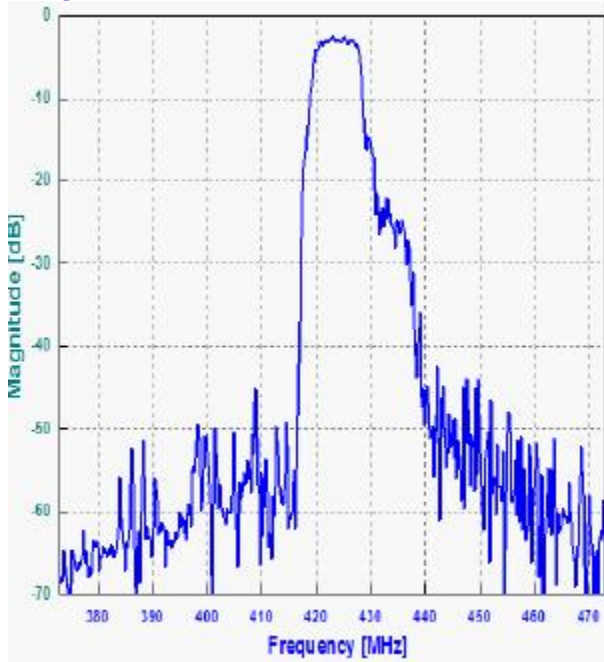
PIN LAYOUT	
A	Ground
B	Out
C	Ground
D	Ground
E	In
F	Ground

TEST FIXTURE

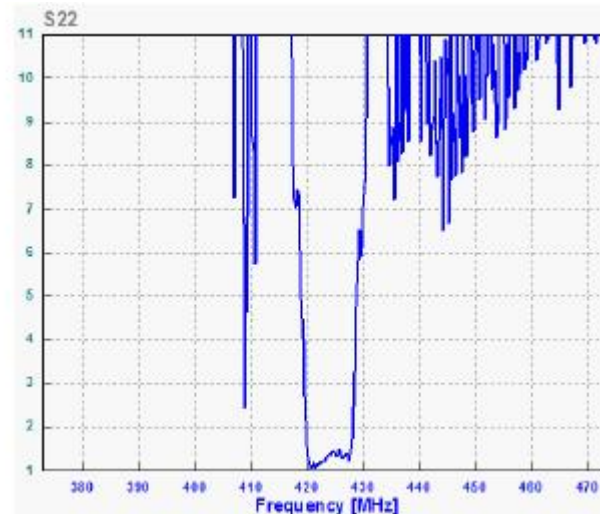
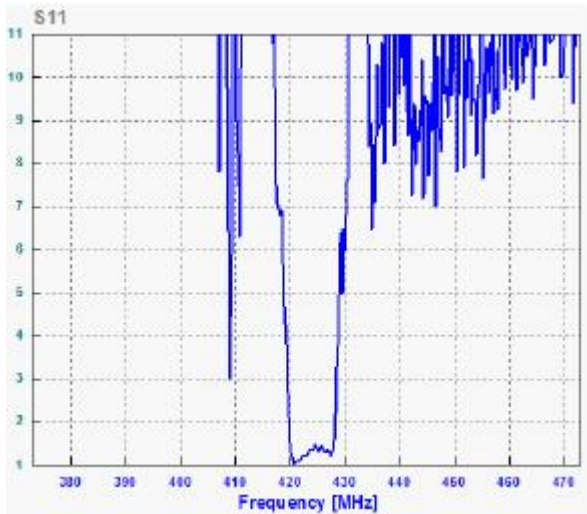


Source/Load Impedance = 50 ohms

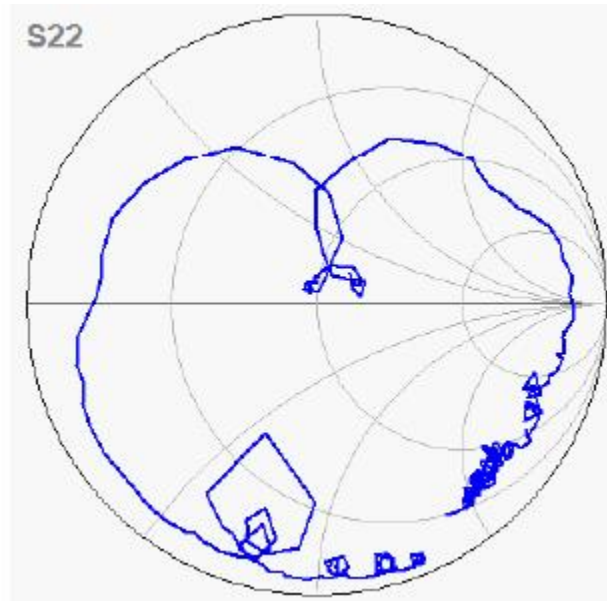
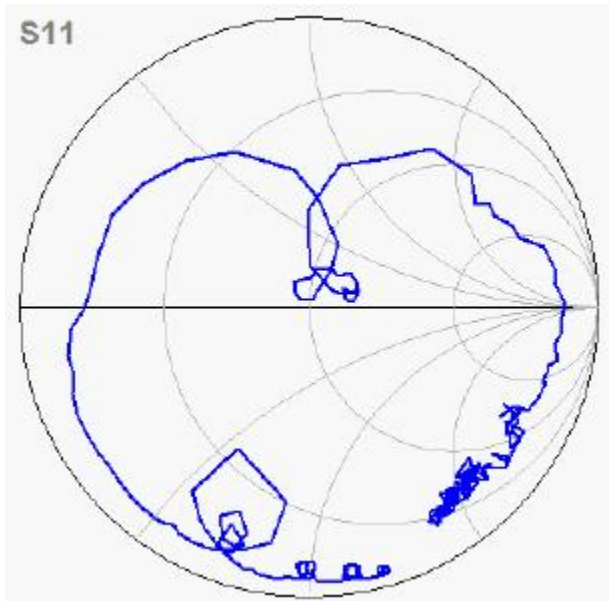
FREQUENCY RESPONSE



VSWR



SMITH CHART



Oscilent Corporation - CALL **949.252.0522**

Part No.: 802-RF423.7M-A

18195 East McDermott Street . Building D . Irvine . CA 92614 . USA
Fax: 949.252.0599 . E-Mail: Sales@Oscilent.com