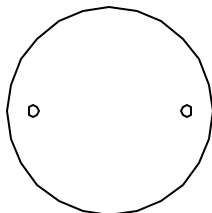
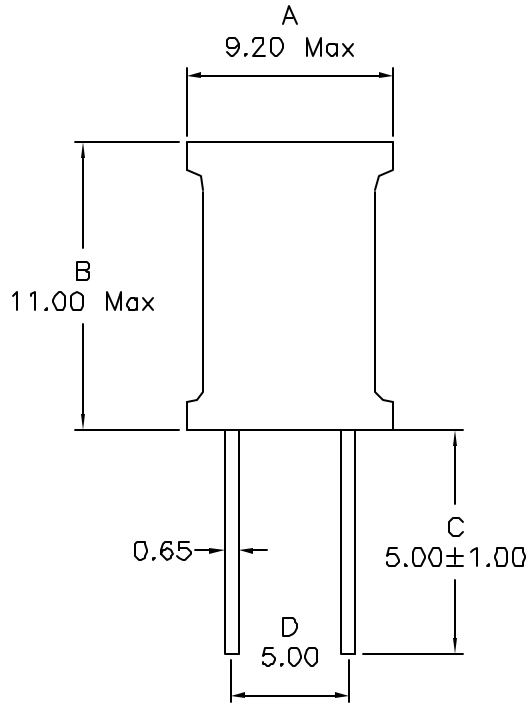
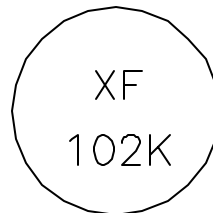


1. Mechanical Dimensions:




(BOTTOM VIEW)

MARKING: (ON TOP)



DOC REV: A/1

2. Schematic:



3. Electrical Specifications:

INDUCTANCE: 1000uH±10% @1KHz, 0.1V
 IDC: 0.20ADC Max
 DC RESISTANCE: 4.300 Ohms Max
 Q: 55 Typ @252KHz
 SRF: 1.9 MHz Min

Notes:

1. Solderability: Leads shall meet MIL-STD-202, Method 208D for solderability.
2. Flammability: UL94V-0
3. ASTM oxygen index: > 28%
4. Insulation System: Class F 155°C, UL file E151556
5. Operating Temperature Range: -40°C to +85°C
6. Storage Temperature Range: -55°C to +125°C
7. Inductor is covered with HS tube.
8. Varnish Required.

XFMRs Inc.	Title: Inductor			
	UNLESS OTHERWISE SPECIFIED	P/N: XFRL0912-102K	REV. A	
TOLERANCES: .xx ±0.25	DWN.	刘 鹏	May-17-04	
Dimensions in MM	CHK.	李小锋	May-17-04	
SHEET 1 OF 1	APP.	J Ng	May-17-04	