



# TAI-SAW TECHNOLOGY CO., LTD.

No. 3, Industrial 2nd Rd., Ping-Chen Industrial District,  
Taoyuan, 324, Taiwan, R.O.C.

TEL: 886-3-4690038 FAX: 886-3-4697532

E-mail: [tstsales@mail.taisaw.com](mailto:tstsales@mail.taisaw.com) Web: [www.taisaw.com](http://www.taisaw.com)

## Approval Sheet For Product Specification

Issued Date:

Product Name: SAW Filter 802MHz SMD 3.8×3.8mm

TST Parts No.:TA0450A

Customer Parts No.:\_\_\_\_\_

Company: _____
Division: _____
Approved by : _____
Date: _____

Checked by: \_\_\_\_\_ Elvis Chiu

Approval by: \_\_\_\_\_ Francis Chen

Date: \_\_\_\_\_ 2005/04/28



# TAI-SAW TECHNOLOGY CO., LTD.

No. 3, Industrial 2nd Rd., Ping-Chen Industrial District,  
Taoyuan, 324, Taiwan, R.O.C.

TEL: 886-3-4690038 FAX: 886-3-4697532

E-mail: [tstsales@mail.taisaw.com](mailto:tstsales@mail.taisaw.com) Web: [www.taisaw.com](http://www.taisaw.com)

## SAW Filter 802 MHz

MODEL NO.: TA0450A

REV. NO.:1

### A. MAXIMUM RATING:

1. Input Power Level: 15 dB<sub>m</sub>
2. DC voltage: 5 V
3. Operating Temperature: -10°C to 60°C
4. Storage Temperature: -40°C to +85°C

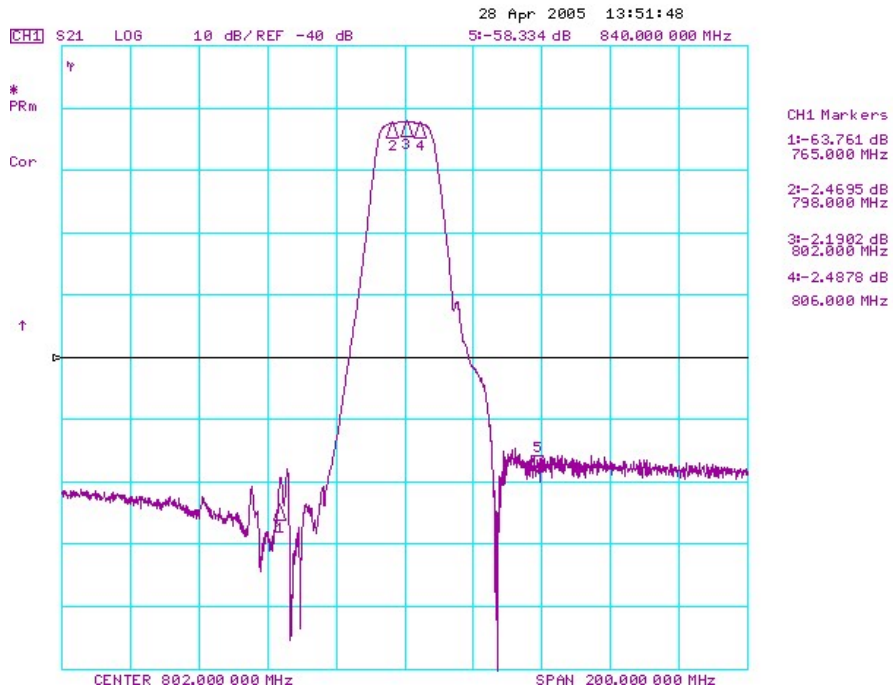
RoHS Compliant  
Lead free  
Lead-free soldering

### B. CHARACTERISTICS:

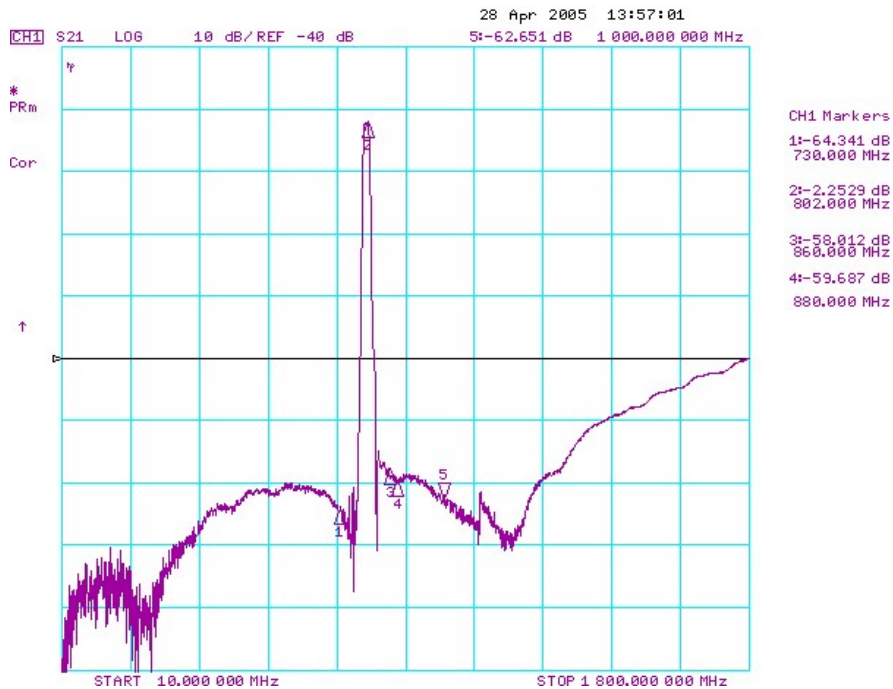
Item				Min.	Typ.	Max.
<b>Center frequency</b>	Fc	MHz		-	802	-
<b>Insertion loss</b>	798 ~ 806 MHz	IL	dB	-	2.5	4.2
<b>Amplitude ripple</b>	798 ~ 806 MHz		dB	-	0.3	2.0
<b>VSWR</b>	798 ~ 806 MHz			-	1.4	2.2
<b>Attenuation</b>						
	10.0 ~ 730.0	MHz	dB	40	59	-
	730.0 ~ 765.0	MHz	dB	36	57	-
	840.0 ~ 860.0	MHz	dB	35	55	-
	860.0 ~ 880.0	MHz	dB	36	55	-
	880.0 ~ 1000.0	MHz	dB	40	55	-
<b>Source impedance</b>	Zs		Ω	-	50	-
<b>Load impedance</b>	ZL		Ω	-	50	-

Note1. No matching network required for operation at 50Ω

### C. Transfer Function :

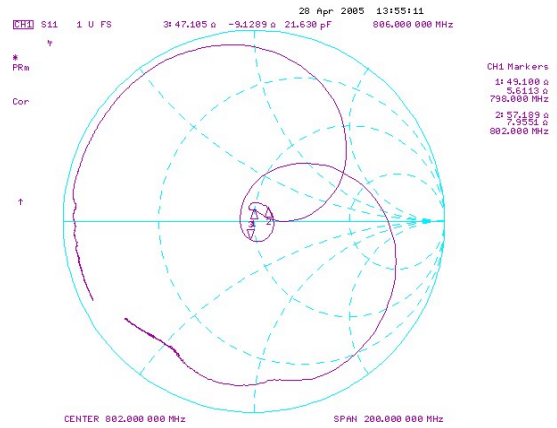
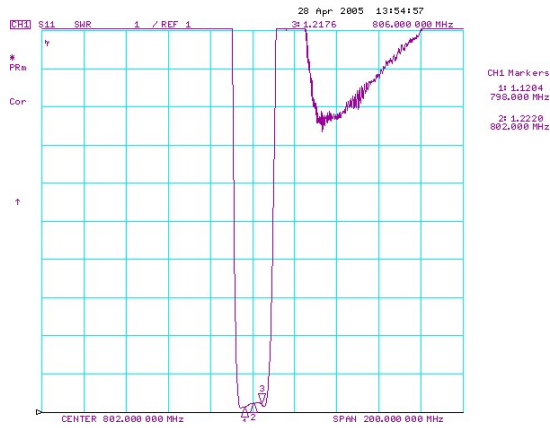


### Wideband

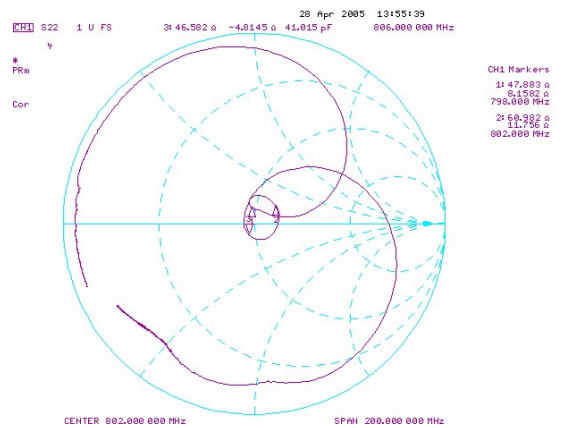
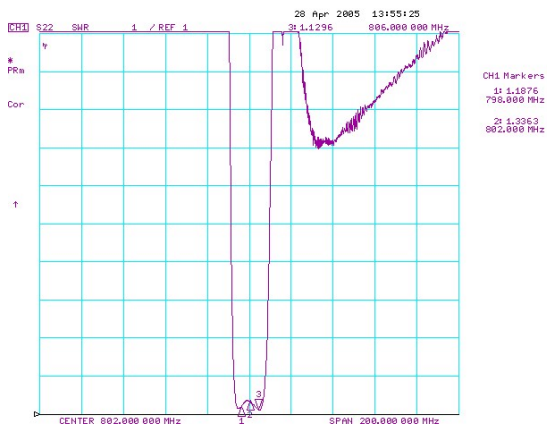


## D. Reflection Functions:

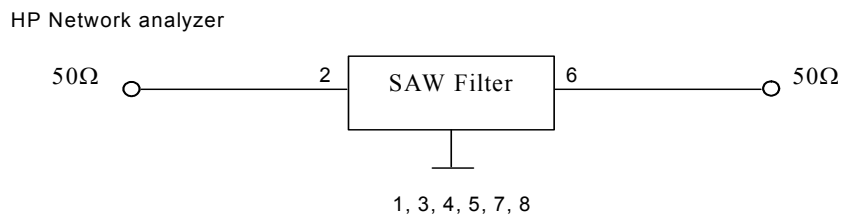
S11



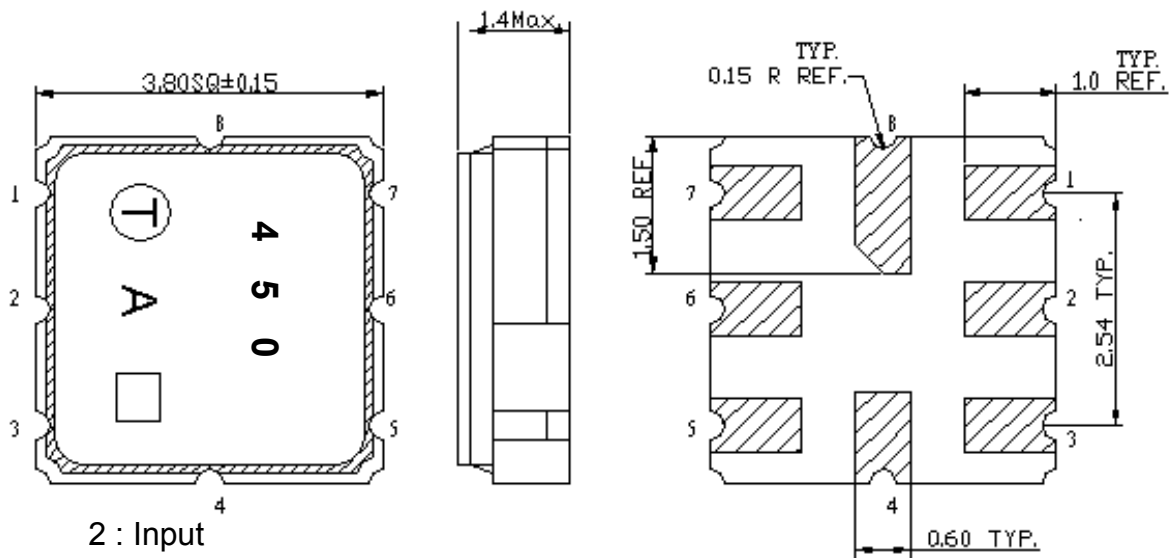
S22



### E. MEASUREMENT CIRCUIT:



### F. OUTLINE DRAWING:



- 2 : Input
- 6: Output
- 1,3,4,5,7,8: Ground
- : Date Code
- Unit: mm

### G. PCB FOOTPRINT:

