

**LED BARGRAPH DISPLAY**
**BL-AR10Z2510**
**■ Features:**

- 10 bars, 25.4\*10.1\*6.8mm, LED light bar
- Ultra brightness available
- Low current operation.
- Excellent character appearance.
- Easy mounting on P.C. Boards or sockets.
- I.C. Compatible.


**■ Electrical-optical characteristics: (Ta=25°C) (Test Condition: IF=20mA)**

| Part No            | Chip             |                 |                  | VF     |      | Iv TYP.(mcd) |
|--------------------|------------------|-----------------|------------------|--------|------|--------------|
|                    | Emitted Color    | Material        | $\lambda_p$ (nm) | Unit:V |      |              |
|                    |                  |                 |                  | Typ    | Max  |              |
| BL-AR10Z2510S--XX  | Hi Red           | GaAlAs/GaAs,SH  | 660              | 1.85   | 2.20 | 18           |
| BL-AR10Z2510D-XX   | Super Red        | GaAlAs/GaAs,DH  | 660              | 1.85   | 2.20 | 30           |
| BL-AR10Z2510UR-XX  | Ultra Red        | GaAlAs/GaAs,DDH | 660              | 1.85   | 2.20 | 45           |
| BL-AR10Z2510E-XX   | Orange           | GaAsP/GaP       | 635              | 2.10   | 2.50 | 10           |
| BL-AR10Z2510Y-XX   | Yellow           | GaAsP/GaP       | 585              | 2.10   | 2.50 | 10           |
| BL-AR10Z2510G-XX   | Green            | GaP/GaP         | 570              | 2.20   | 2.50 | 10           |
| BL-AR10Z2510UHR-XX | Ultra Red        | AlGaInP         | 645              | 2.10   | 2.50 | 45           |
| BL-AR10Z2510UE-XX  | Ultra Orange     | AlGaInP         | 630              | 2.10   | 2.50 | 18           |
| BL-AR10Z2510YO-XX  | Ultra Amber      | AlGaInP         | 619              | 2.10   | 2.50 | 18           |
| BL-AR10Z2510UY-XX  | Ultra Yellow     | AlGaInP         | 590              | 2.10   | 2.50 | 18           |
| BL-AR10Z2510UG-XX  | Ultra Green      | AlGaInP         | 574              | 2.20   | 2.50 | 18           |
| BL-AR10Z2510PG-XX  | Ultra Pure Green | InGaN           | 525              | 3.80   | 4.50 | 22           |
| BL-AR10Z2510UB-XX  | Ultra Blue       | InGaN           | 470              | 2.70   | 4.20 | 31           |
| BL-AR10Z2510UW-XX  | Ultra White      | InGaN           | /                | 2.70   | 4.20 | 50           |

--XX: Ref Surface / Epoxy color:

| Number            | 0           | 1              | 2            | 3              | 4               | 5 |
|-------------------|-------------|----------------|--------------|----------------|-----------------|---|
| Ref Surface Color | White       | Black          | Gray         | Red            | Green           |   |
| Epoxy Color       | Water clear | White diffused | Red Diffused | Green Diffused | Yellow Diffused |   |

**LED BARGRAPH DISPLAY**
**BL-AR10Z2510**
**■ Absolute maximum ratings (Ta=25°C)**

| Parameter  | S   | D   | UR  | E   | Y   | G   | Unit |
|--|---|-----|-----|-----|-----|-----|------|
| Forward Current $I_F$                              | 25  | 25  | 25  | 25  | 25  | 30  | mA   |
| Power Dissipation $P_d$                            | 60  | 60  | 60  | 60  | 60  | 65  | mW   |
| Reverse Voltage $V_R$                              | 5   | 5   | 5   | 5   | 5   | 5   | V    |
| Peak Forward Current $I_{PF}$<br>(Duty 1/10 @1KHZ) | 150   | 150 | 150 | 150 | 150 | 150 | mA   |
| Operation Temperature $T_{OPR}$                    | -40 to +80  |     |     |     |     |     | °C   |
| Storage Temperature $T_{STG}$                      | -40 to +85  |     |     |     |     |     | °C   |
| Lead Soldering Temperature<br>$T_{SOL}$            | Max.260±5°C for 3 sec Max.<br>(1.6mm from the base of the epoxy bulb) |     |     |     |     |     | °C   |

**■ Absolute maximum ratings (Ta=25°C)**

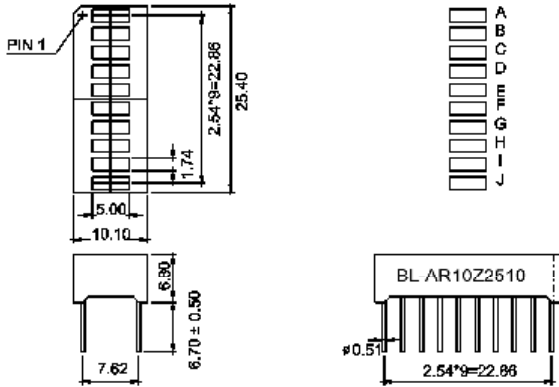
| Parameter  | UHR   | UE  | YO  | UY  | UG  | PG  | UB  | UW  | Unit |
|--|---|-----|-----|-----|-----|-----|-----|-----|------|
| Forward Current $I_F$                              | 30  | 30  | 30  | 30  | 30  | 30  | 30  | 30  | mA   |
| Power Dissipation $P_d$                            | 75  | 65  | 65  | 65  | 75  | 110 | 120 | 120 | mW   |
| Reverse Voltage $V_R$                              | 5   | 5   | 5   | 5   | 5   | 5   | 5   | 5   | V    |
| Peak Forward Current $I_{PF}$<br>(Duty 1/10 @1KHZ) | 150   | 150 | 150 | 150 | 150 | 150 | 100 | 100 | mA   |
| Operation Temperature $T_{OPR}$                    | -40 to +80  |     |     |     |     |     |     |     | °C   |
| Storage Temperature $T_{STG}$                      | -40 to +85  |     |     |     |     |     |     |     | °C   |
| Lead Soldering Temperature<br>$T_{SOL}$            | Max.260±5°C for 3 sec Max.<br>(1.6mm from the base of the epoxy bulb) |     |     |     |     |     |     |     | °C   |

LED BARGRAPH DISPLAY

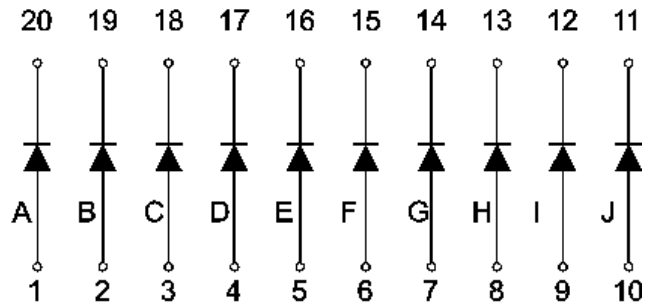
BL-AR10Z2510

■ Package & Circuit

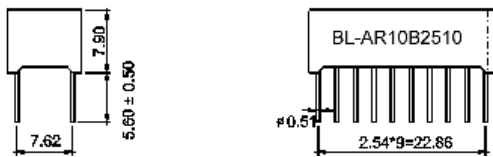
BL-AR10Z2510 Series



BL-AR10Z2510



BL-AR10B2510 Series



Notes:

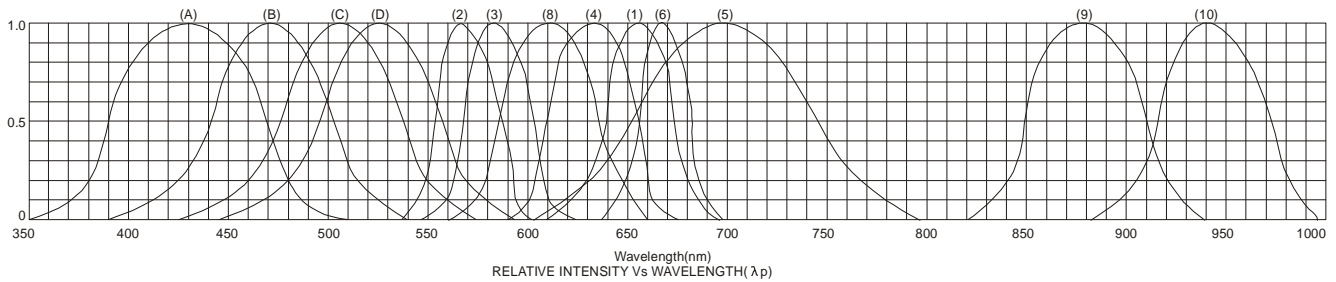
- All dimensions are in millimeters (inches)
- Tolerance is  $\pm 0.25(0.01)$  unless otherwise noted.
- Specifications are subject to change without notice.

www.betlux.com

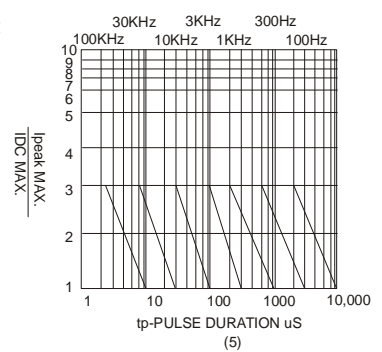
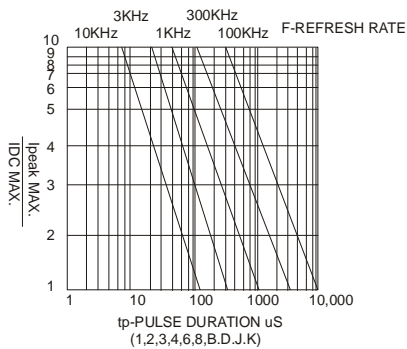
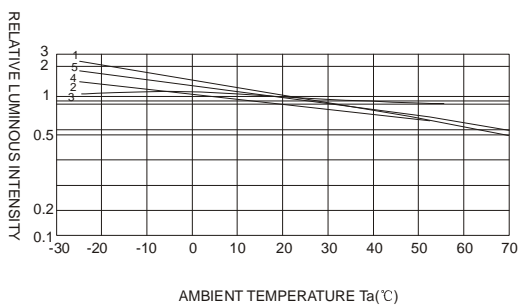
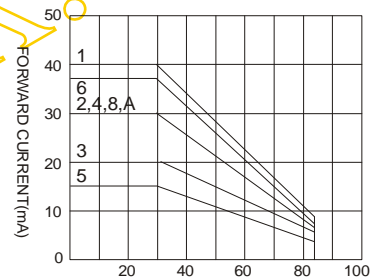
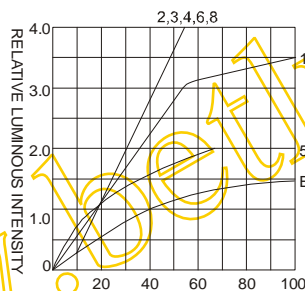
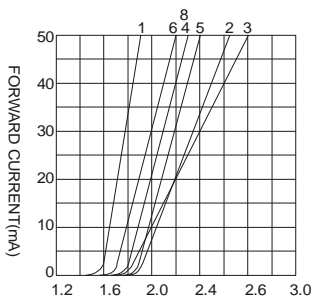
## LED BARGRAPH DISPLAY

BL-AR10Z2510

### Typical electrical-optical characteristics curves:



- |   |                                      |
|---|--------------------------------------|
| (1) - GaAsP/GaAs 655nm/Red                | (9) - GaAlAs 880nm                   |
| (2) - GaP 570nm/Yellow Green              | (10) - GaAs/GaAs & GaAlAs/GaAs 940nm |
| (3) - GaAsP/GaP 585nm/Yellow              | (A) - GaN/SiC 430nm/Blue             |
| (4) - GaAsP/GaP 635nm/Orange & Hi-Eff Red | (B) - InGaN/SiC 470nm/Blue           |
| (5) - GaP 700nm/Bright Red                | (C) - InGaN/SiC 505nm/Ultra Green    |
| (6) - GaAlAs/GaAs 660nm/Super Red         | (D) - InGaN/SiC 525nm/Ultra Green    |
| (8) - GaAsP/GaP 610nm/Super Red           |                                      |



NOTE:25°C free air temperature unless otherwise specified