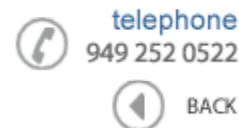


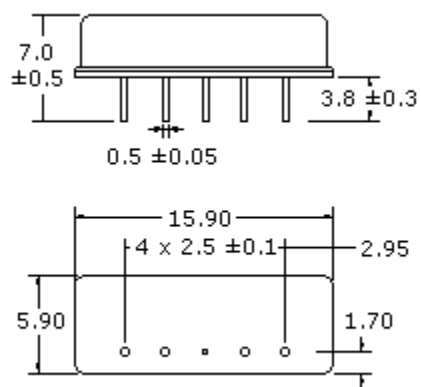
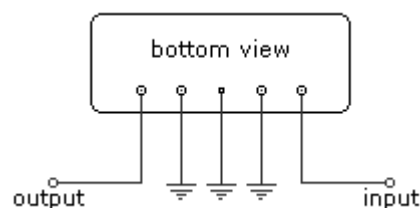
**Data Sheet**

Product Category: IF SAW Filter

Part Number  
815-IF43.75M-APackage  
15.9 x 5.9 Thru HoleApplication  
Digital Cable TVLast Modified  
May 22 2003**TYPE :**43.75 MHz Bandpass Filter  
6.0 MHz Bandwidth**PART NUMBER :****815-IF43.75M-A****OPERATING CONDITIONS / ELECTRICAL CHARACTERISTICS**

PARAMETERS	Minimum	Typical	Maximum	Units
Center Frequency	-	43.75	-	MHz
Insertion Loss	-	16.0	17.0	dB
3 dB Bandwidth	5.8	6.0	-	MHz
35 dB Bandwidth	-	7.8	8.0	MHz
Lower Sidelobe (35.0 ~ 39.90 MHz)	40	43	-	dB
Upper Sidelobe (47.85 ~ 50.0 MHz)	35	38	-	dB
Upper Sidelobe (50.0 ~ 55.0 MHz)	38	42	-	dB
Passband Ripple	-	0.6	1.0	dB
Ambient Temperature	-	25	-	°C

\* Custom SAW IF Filters available. Contact Oscilent for assistance.

**PACKAGE OUTLINE (mm)****TEST FIXTURE**Source Impedance = 50 ohms  
Load Impedance = 2 Kohms / 3pF**Oscilent Corporation** - CALL **949.252.0522**17962 Sky Park Circle, Building D, Irvine, CA 92614, USA  
Fax: 949.252.0599, E-Mail: Sales@Oscilent.com**Part No.:** 815-IF43.75M-A