



**Data Sheet**



Product Category: RF SAW Filter

Part Number	Package	Application	Last Modified
802-RF452.5M-A	3.0 x 3.0 SMD	CDMA450(C-Band)	Jan. 01, 2007

TYPE :  
CDMA450(C-Band), RF-Tx SAW Filter



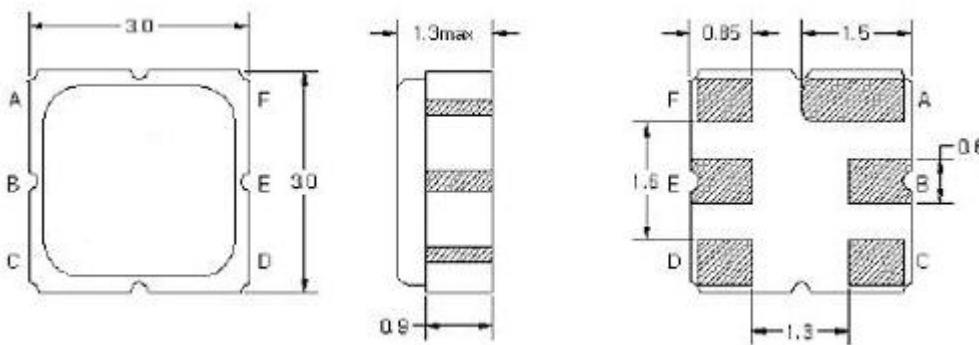
PART NUMBER :  
**802-RF452.5M-A**

**OPERATING CONDITIONS / ELECTRICAL CHARACTERISTICS**

PARAMETERS	Condition	Minimum	Typical	Maximum	Units
Center Frequency (Fo)	-	-	452.5	-	MHz
Maximum Insertion Loss	450.0~ 454.8 MHz	-	2.0	3.2	dB
Stop Band Attenuation:	0.3~ 440.0 MHz	25	28	-	dB
	460.0~ 464.8 MHz	30	48	-	
	464.8~ 1700.0MHz	20	25	-	
	1700.0~ 2000.0 MHz	15	22	-	
Source Impedance (single ended)*	-	-	50	-	ohm
Load Impedance (single ended)*	-	-	50	-	ohm
VSWR	450.0~ 454.8 MHz	-	1.3	2.0	-
Maximum Input Power	-	-	-	30	dBm
Operating Temperature	-	-30	-	+80	°C

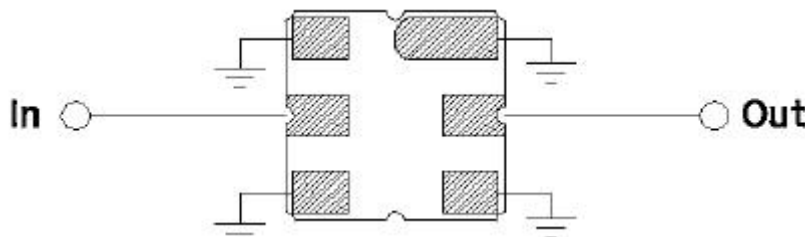
\* No Matching Network

**PACKAGE OUTLINE (mm)**



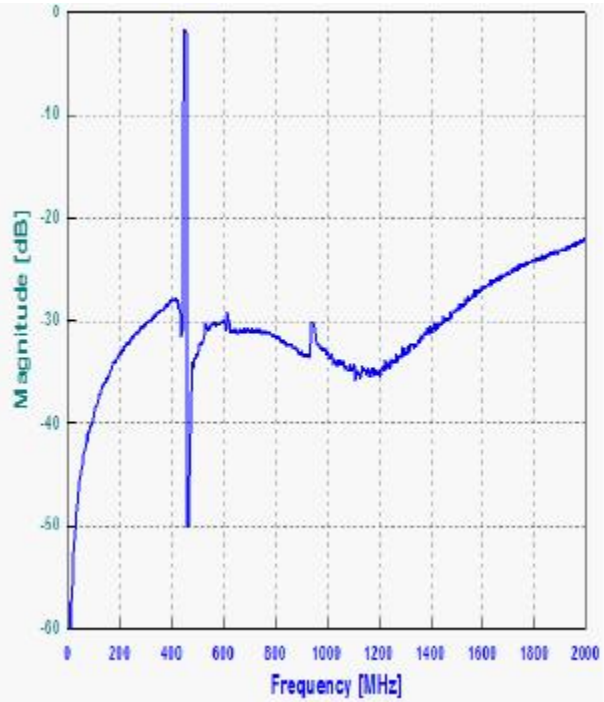
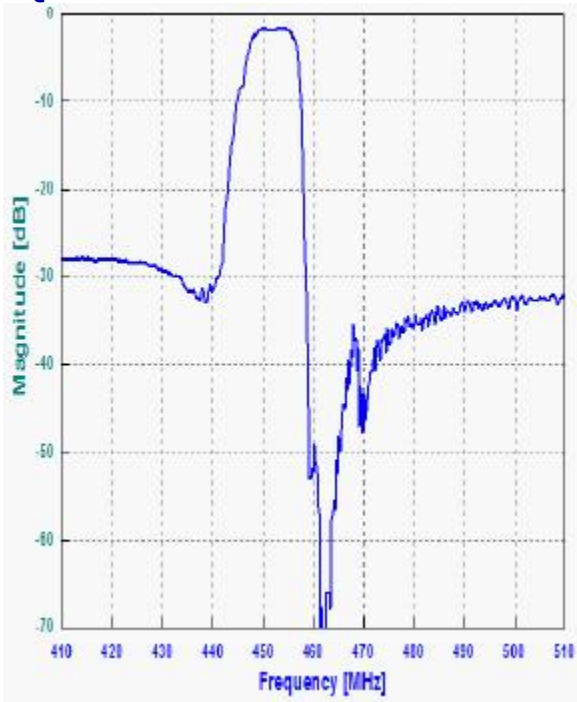
PIN LAYOUT	
A	Ground
B	Out
C	Ground
D	Ground
E	In
F	Ground

**TEST FIXTURE**

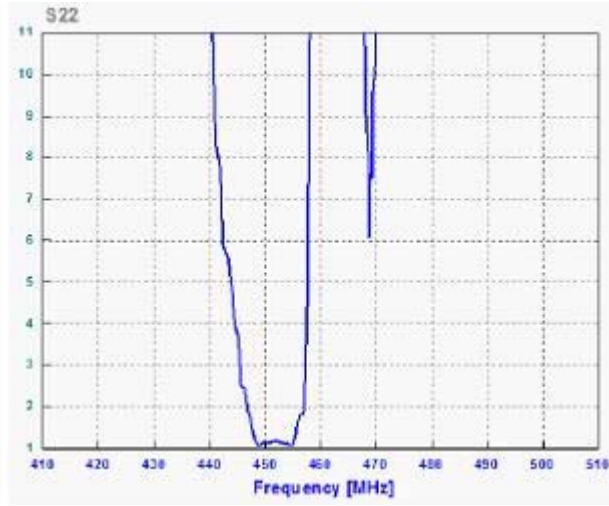
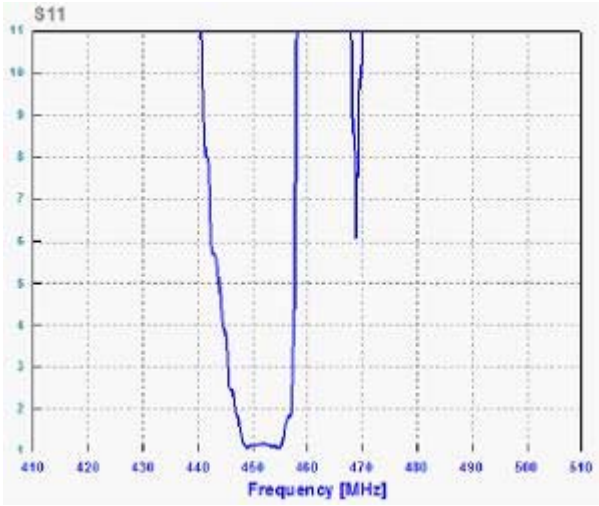


Source/ Load Impedance = 50 ohms

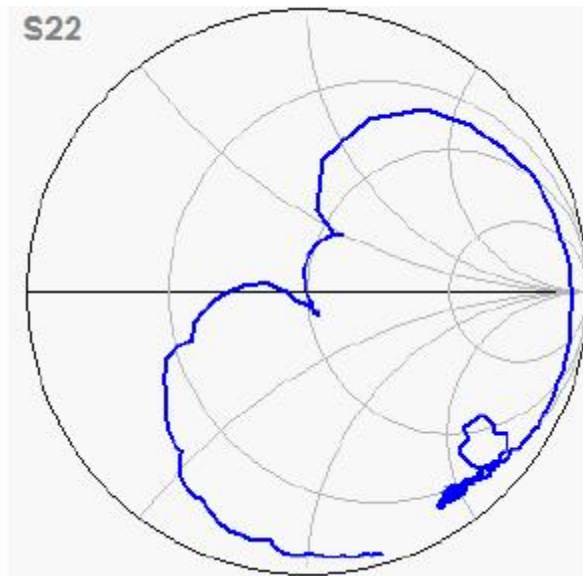
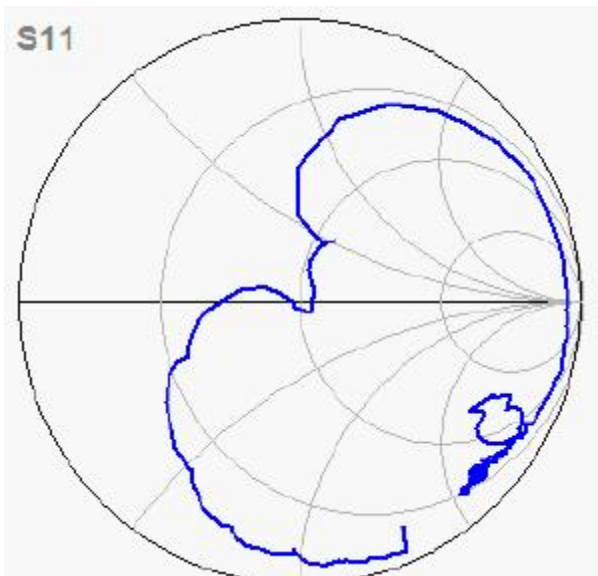
### FREQUENCY RESPONSE



### VSWR



### SMITH CHART



**Oscilent Corporation** - CALL **949.252.0522**  
18195 East McDermott Street , Building D , Irvine , CA 92614 , USA  
Fax: 949.252.0599 , E-Mail: [Sales@Oscilent.com](mailto:Sales@Oscilent.com)

**Part No.:** 802-RF452.5M-A