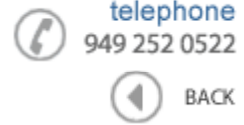




Data Sheet



Product Category: RF SAW Filter

Part Number
802-RF2140.0M-A

Package
3.0 x 3.0 SMD

Application
WCDMA System

Last Modified
Nov. 07 2003

TYPE :
2140.0 MHz RF SAW Filter

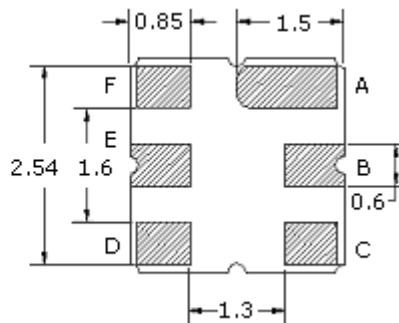
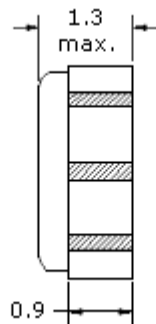
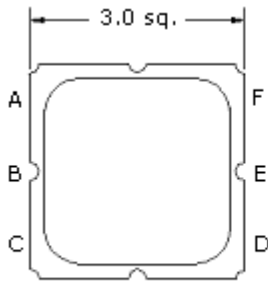


PART NUMBER :
802-RF2140.0M-A

OPERATING CONDITIONS / ELECTRICAL CHARACTERISTICS

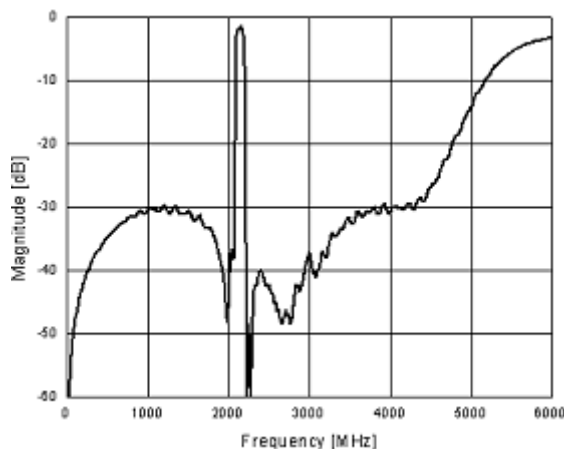
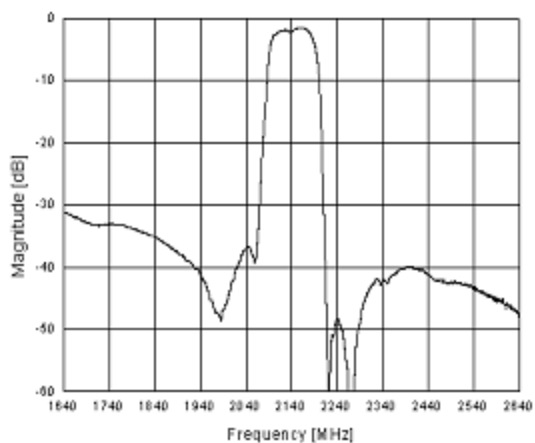
PARAMETERS	Condition	Minimum	Typical	Maximum	Units
Center Frequency	-	-	2140.0	-	MHz
Insertion Loss	2110 ~ 2170 MHz	-	2.2	3.5	dB
DC Voltage	-	-	-	7.5	V
Input Power	-	-	-	15	dBm
Operating Temperature	-	-30	-	+85	°C
Storage Temperature	-	-40	-	+85	°C
Ripple	2110 ~ 2170 MHz	-	.9	1.5	dB
Stopband Attenuation	DC ~ 500 MHz	25.0	35.0	-	dB
	500 ~ 2025 MHz	20.0	30.0	-	
	2025 ~ 2050 MHz	27.0	37.0	-	
	2230 ~ 2260 MHz	41.0	51.0	-	
	2490 ~ 2550 MHz	31.0	41.0	-	
VSWR	2110 ~ 2170 MHz	-	1.8	2.5	-
Terminating Impedance	-	-	50	-	ohm

* Maximum Rating (Ta=25°C)
** Custom SAW RF Filters available. Contact Oscilent for assistance.

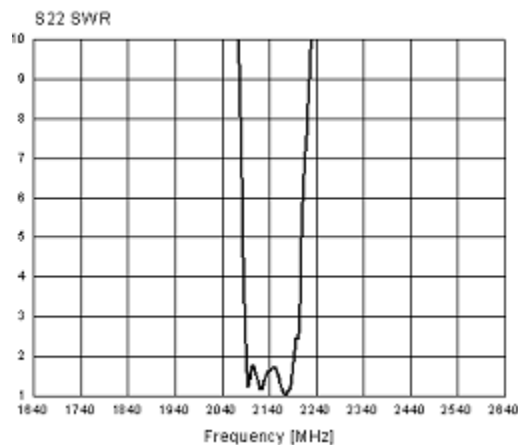
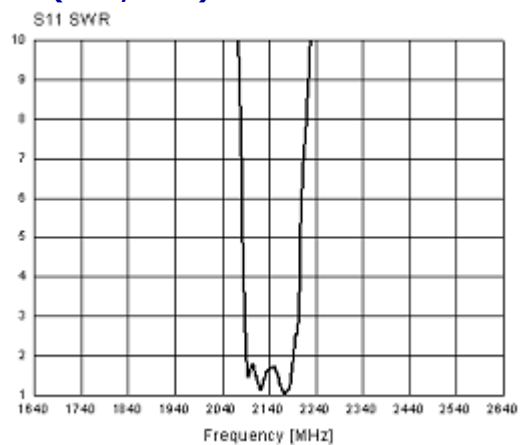


Pin Layout	
A	Ground
B	Output
C	Ground
D	Ground
E	Input
F	Ground

Frequency Reponse

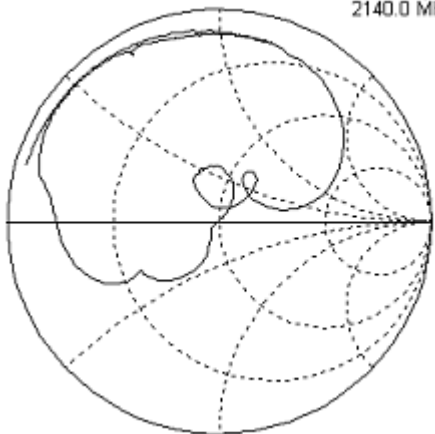


VSWR (S11, S22)

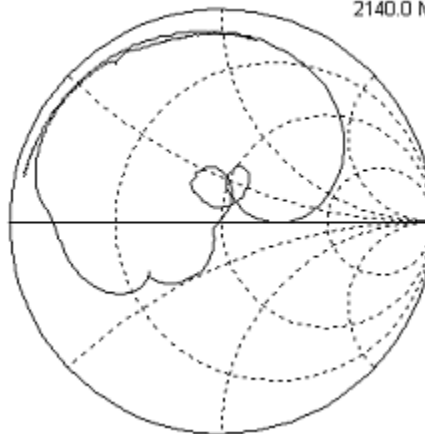


Smith Chart

S11 $37.9622 + j18.2312$
2140.0 MHz



S22 $36.3308 + j16.3245$
2140.0 MHz



Oscilent Corporation - CALL **949.252.0522**

17962 Sky Park Circle . Building D . Irvine . CA 92614 . USA
Fax: 949.252.0599 . E-Mail: Sales@Oscilent.com

Part No.: 802-RF2140.0M-A