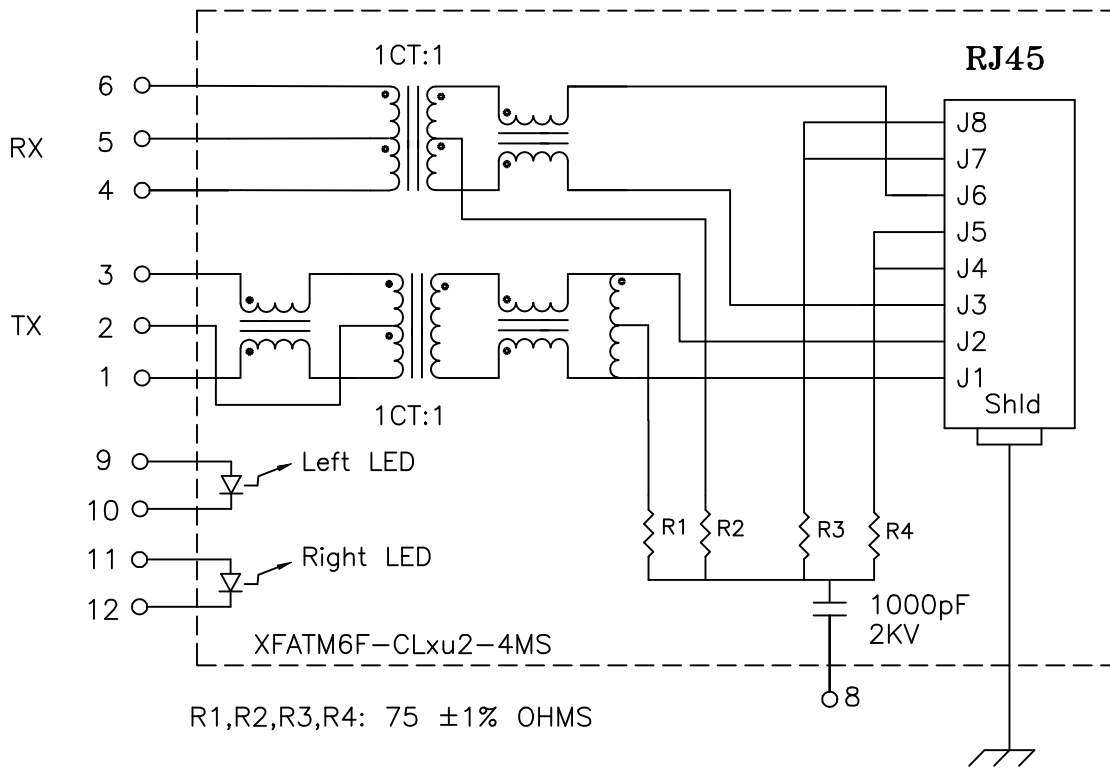


Schematic:

(One of Two)



R1,R2,R3,R4: 75 ±1% OHMS

Electrical Specifications: @25°C

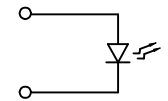
- Isolation Voltage: 1500 Vac
- Isolation Voltage: 500 Vac (6+5+4-3+2+1)
- UTP SIDE OCL: 350uH Min @100KHz 100mV 8mADC
- Rise Time (10-90%): 2.5ns Typical
- Insertion Loss (300KHz-100MHz): -1.1dB Maximum
- Insertion Loss (100MHz-125MHz): -1.5dB Maximum
- Return Loss: -12dB Typical @300KHz - 100MHz
- Crosstalk:
 - 100KHz-60MHz -40dB Typical
 - 60MHz-100MHz -38dB Typical
- Common Mode to Differential Mode Rejection:
 - 100KHz-60MHz -45dB Typ (Tx) / -40dB Typ (Rx)
 - 60MHz-100MHz -40dB Typ (Tx) / -35dB Typ (Rx)

Complete the Combo P/N as follows:

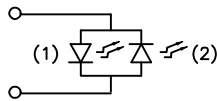
Replace 'x' & 'u' in the part number with one of the LED color letters:

- Y=Yellow
- G=Green
- A=Amber
- R=Red
- N=Yellow(1)/Green(2) Bicolor
- M=Green(1)/Yellow(2) Bicolor
- 'x' = Left LED Color
- 'u' = Right LED Color

Single Color LED:



Bi-Color LED:



Note:

1. Solderability: Leads shall meet MIL-STD-202, Method 208D for solderability.
2. Flammability: UL94V-0,
3. ASTM oxygen index: > 28% ,
4. Temperature rating: 155°C. UL file E151556,
5. Operating Temperature Range: -40°C to +85°C

XFMRs Inc.

Title:

DUAL PORT COMBO

UNLESS OTHERWISE SPECIFIED

TOLERANCES:

.xxx ±0.010

Dimensions in Inch

SHEET 1 OF 2

P/N: XFATM6F-CLxu2-4MS

REV. A

DWN.

李小锋

May-19-03

CHK.

廖玉坤

May-19-03

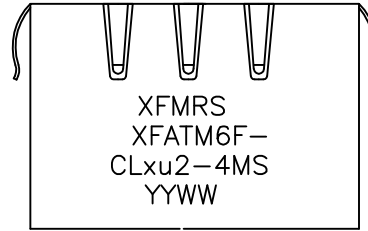
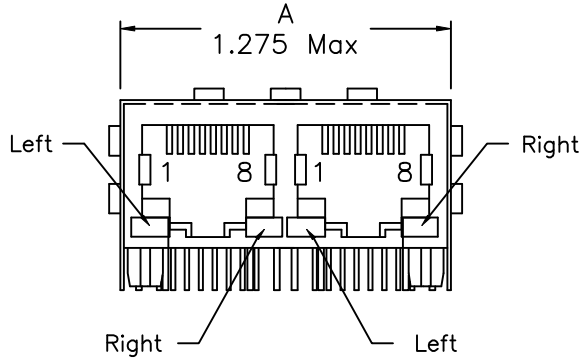
APP.

BW

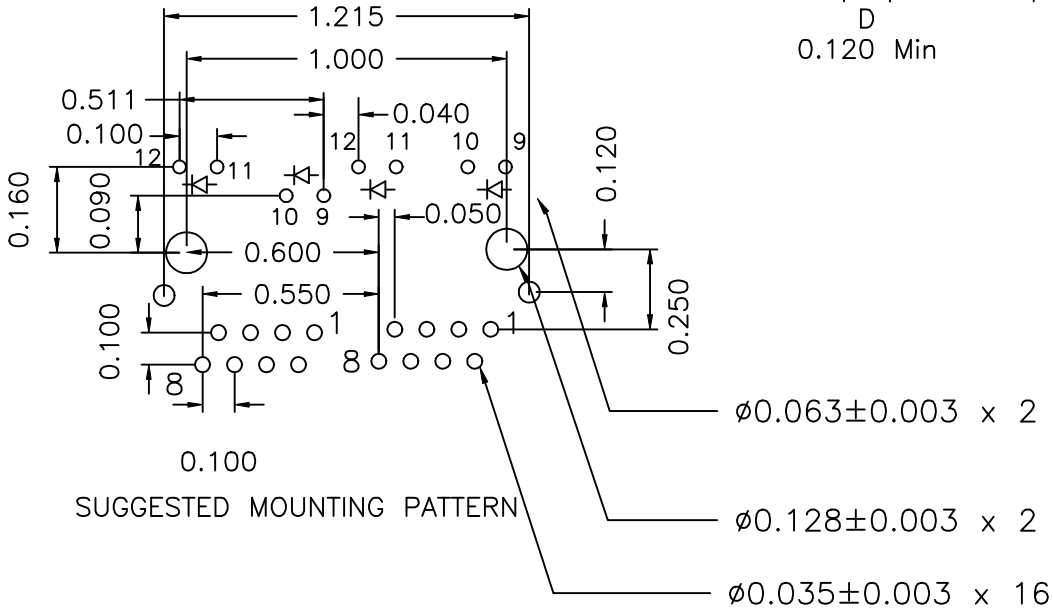
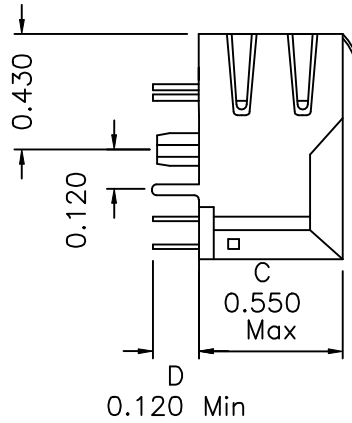
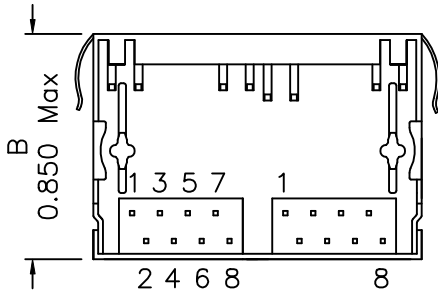
May-19-03

DOC. REV: A/1

Mechanical Dimensions: (FOR CLxu2-4MS)



TOP VIEW



XFMRS Inc. UNLESS OTHERWISE SPECIFIED TOLERANCES: .xxx ±0.010 Dimensions in Inch DOC REV: A/1	Title: Mechanical Dimensions For CLxu2-4MS Series		
	P/N: XFATM6F-CLxu2-4MS DWN.	REV. A 李小锋	May-19-03
SHEET 2 OF 2	APP.	廖玉坤	May-19-03
		BW	May-19-03