

# UGRA10D

## Ultra fast Plastic Power Rectifiers

VOLTAGE: 200V

CURRENT: 10.0A



### FEATURE

- Plastic package has Underwriters Laboratories Flammability Classification 94V-0
- Ideally suited for use in very high frequency switching power supplies, inverters and as free wheeling diodes
- Ultra fast recovery time for high efficiency
- Excellent high temperature switching
- Glass passivated junction
- High voltage and high reliability
- High speed switching
- Low forward voltage

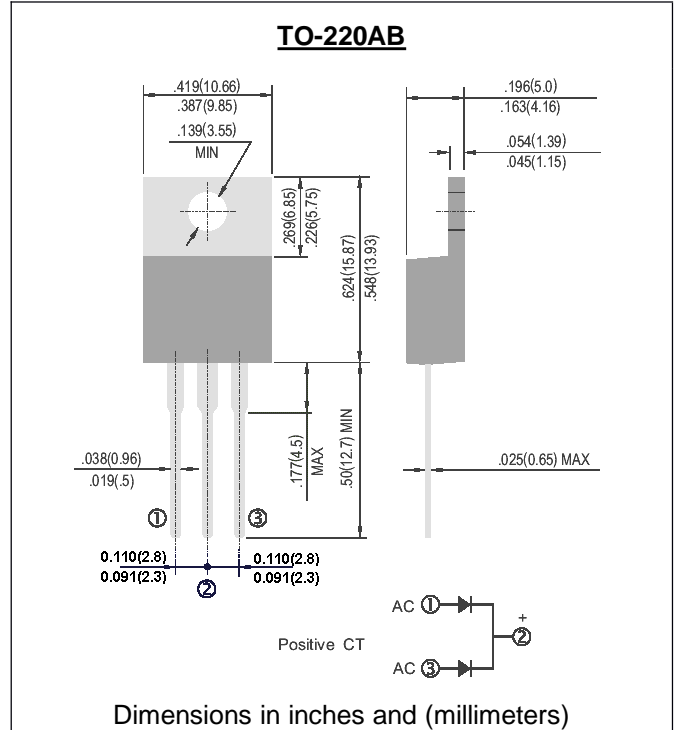
### MECHANICAL DATA

Case: JEDEC TO-220 molded plastic body over passivated chip

Terminals: Plated axial leads, solderable per MIL-STD-750, Method 2026

Polarity: Color band denotes cathode end

Mounting Position: Any



### MAXIMUM RATINGS AND ELECTRICAL CHARACTERISTICS

(single-phase, half-wave, 60HZ, resistive or inductive load rating at 25°C, unless otherwise stated)

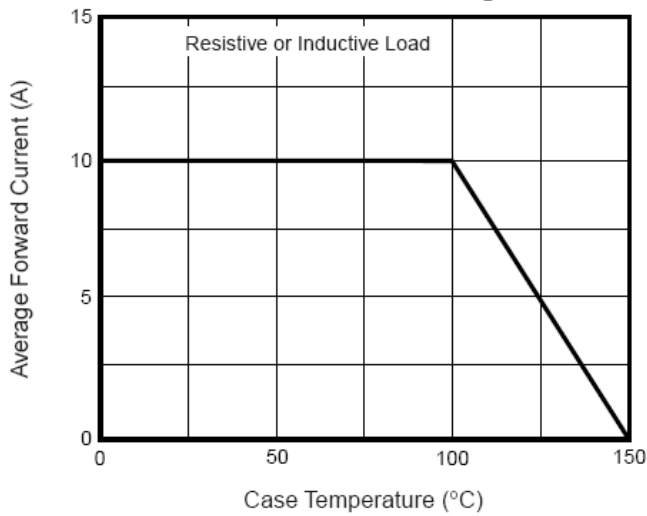
	SYMBOL	UGRA10D	units
Maximum Recurrent Peak Reverse Voltage	V <sub>rrm</sub>	200	V
Maximum RMS Voltage	V <sub>rms</sub>	140	V
Maximum DC blocking Voltage	V <sub>dc</sub>	200	V
Maximum Average Forward Rectified at T <sub>c</sub> =100°C	I <sub>f(av)</sub>	10.0	A
Peak Forward Surge Current 8.3ms single half sine-wave superimposed on rated load	I <sub>fsm</sub>	80	A
Maximum Forward Voltage at Forward Current 5A and 25°C	V <sub>f</sub>	1.10	V
Maximum Reverse Recovery Time (Note 1)	T <sub>rr</sub>	15	nS
Typical thermal resistance junction to case	R <sub>th(jc)</sub>	4.5	°C/W
Maximum DC Reverse Current T <sub>a</sub> =25°C at rated DC blocking voltage T <sub>a</sub> =100°C	I <sub>r</sub>	10 200	μA
Storage and Operating Temperature Range	T <sub>stg</sub> , T <sub>j</sub>	-40 to +150	°C

**Note:**

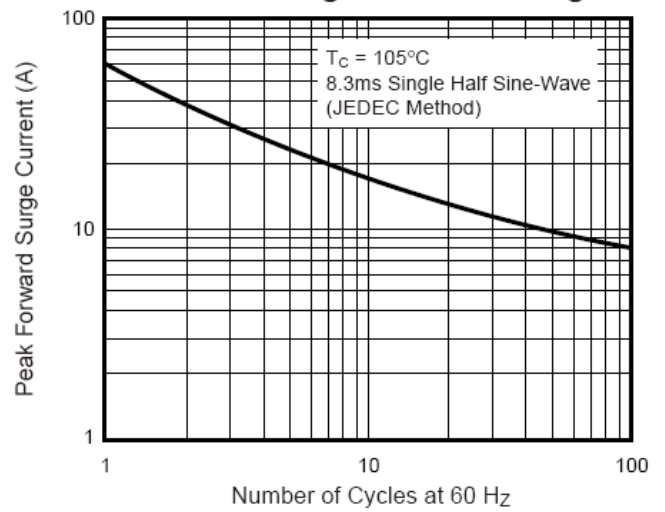
Reverse Recovery Condition I<sub>f</sub> =0.5A, I<sub>r</sub> =1.0A, I<sub>rr</sub> =0.25A

# RATINGS AND CHARACTERISTIC CURVES UGRA10D

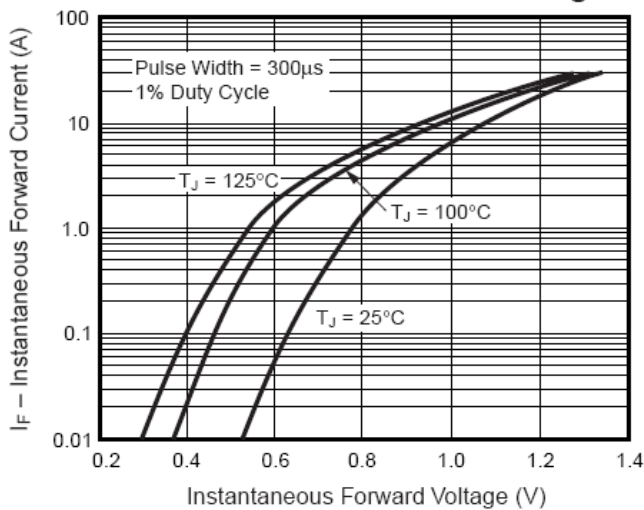
### Forward Current Derating Curve



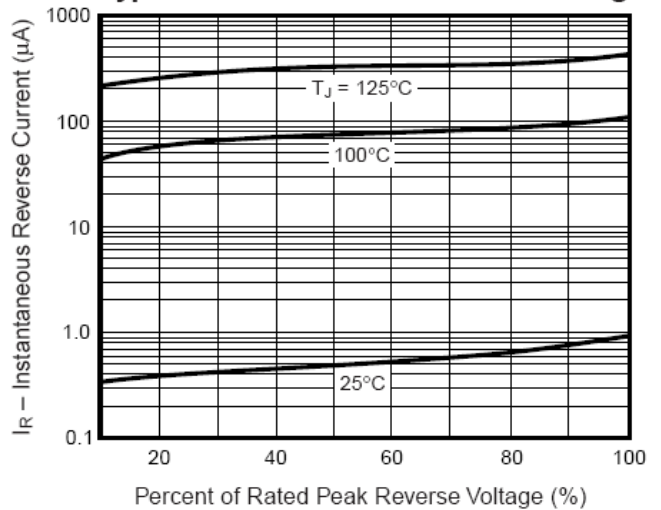
### Maximum Non-Repetitive Peak Forward Surge Current Per Leg



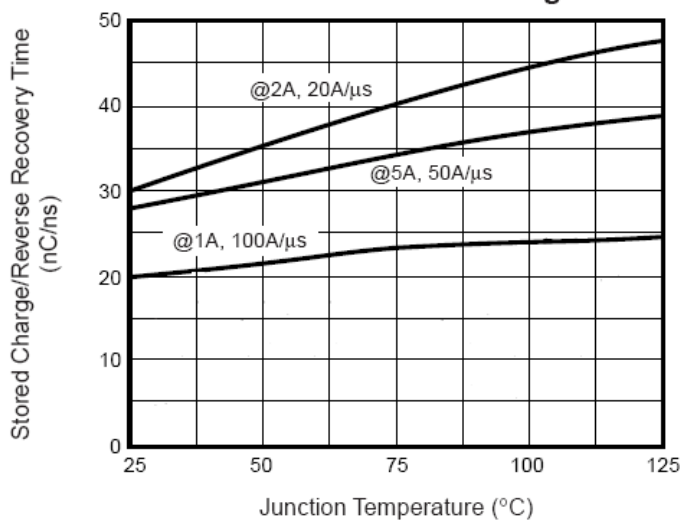
### Typical Instantaneous Forward Characteristics Per Leg



### Typical Reverse Characteristics Per Leg



### Reverse Switching Characteristics Per Leg



### Typical Junction Capacitance Per Leg

