



## PL00286 Series Tri-Color SMD LED 1214 Package

### Features

- \*Flat Lens Package 3.2 x 3.6 x 1.1mm
- \*AlGaInP Ultra Bright Red and GaN Green and Blue LED Chips used
- \*Low Current Requirements
- \*High Light Output
- \*Compatible with IR Solder-Process
- \*Industry Standard Footprint
- \*For use as Optical Indicator, Backlighting
- \*2000 or 1000 pcs per Reel
- \*RoHS Compliant

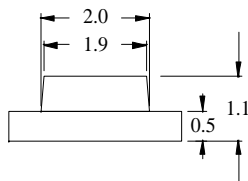
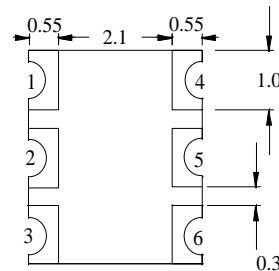
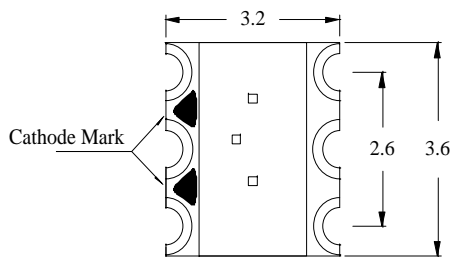
### Absolute Maximum Ratings at $T_A = 25^\circ\text{C}$

Power Dissipation (Red).....	72mW
Power Dissipation (Green & Blue).....	120mW
Reverse Voltage (<100 mA).....	5.0V
Max Forward Current.....	30mA
Peak Forward Current (1/10 Duty Cycle, 0.1ms Pulse Width) (Red).....	150mA
Peak Forward Current (1/10 Duty Cycle, 0.1ms Pulse Width) (Green & Blue).....	100mA
Operating Temperature Range.....	-40°C to +85°C
Storage Temperature Range.....	-40°C to +85°C
Reflow Soldering Temperature.....	260°C for 10 seconds

### Electrical & Optical Characteristics at $T_A = 25^\circ\text{C}$

Part Number	Emitting Color	Chip Material	Peak Wave Length	Dominant Wave Length	Viewing Angle	Forward Voltage @20mA (V)		Luminous Intensity @20mA(mcd)	
						Typ	Max	Min	Typ
Water Clear Lens			nm	nm	Deg				
PL00286-WCRGB260508	Red	AlGaInP	650	630	120°	1.95	2.4	35.0	60.0
	Pure Green	InGaN	523	525		3.5	4.0	90.0	200.0
	Blue	InGaN	—	470		3.5	4.0	25.0	40.0

Package Dimensions are in **Millimeters**. Tolerance is  $\pm 0.25\text{mm}$  unless otherwise specified.



- 1 • • 4 Red
- 2 • • 5 Green
- 3 • • 6 Blue

### Recommended Soldering Pad Layout

