

HER30-1500G

ULTRAFAST EFFICIENT GLASS PASSIVATED RECTIFIER

VOLTAGE: 1500V

CURRENT: 3.0A



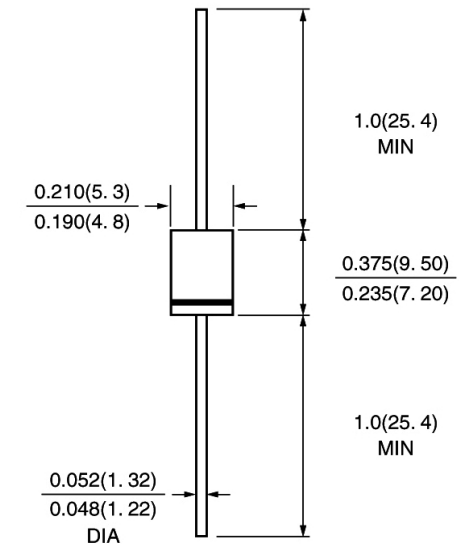
FEATURE

Low power loss
High surge capability
Ultra-fast recovery time for high efficiency
High temperature soldering guaranteed
250°C/10sec/0.375" lead length at 5 lbs tension

MECHANICAL DATA

Terminal: Plated axial leads solderable per MIL-STD 202E, method 208C
Case: Molded with UL-94 Class V-0 recognized Flame Retardant Epoxy
Polarity: color band denotes cathode
Mounting position: any

DO-201AD



Dimensions in inches and (millimeters)

MAXIMUM RATINGS AND ELECTRICAL CHARACTERISTICS

(single-phase, half -wave, 60HZ, resistive or inductive load rating at 25°C, unless otherwise stated)

	Symbol	HER30-1500G	units
Maximum Recurrent Peak Reverse Voltage	V _{rrm}	1500	V
Maximum RMS Voltage	V _{rms}	1050	V
Maximum DC blocking Voltage	V _{dc}	1500	V
Maximum Average Forward Rectified Current 3/8"lead length at Ta =50°C	I _{f(av)}	3.0	A
Peak Forward Surge Current 8.3ms single half sine-wave superimposed on rated load	I _{fsm}	100	A
Maximum Forward Voltage at rated Forward Current	V _f	1.9	V
Maximum DC Reverse Current Ta =25°C at rated DC blocking voltage Ta =125°C	I _r	10.0 200.0	μA
Maximum Reverse Recovery Time (Note 1)	T _{rr}	100	nS
Typical Junction Capacitance (Note 2)	C _j	50	pF
Typical Thermal Resistance (Note 3)	R _{th(ja)}	20.0	°C/W
Storage and Operating Junction Temperature	T _{stg} ,T _j	-50 to +150	°C

Note:

1. Reverse Recovery Condition I_f =0.5A, I_r =1.0A, I_{rr} =0.25A
2. Measured at 1.0 MHz and applied reverse voltage of 4.0Vdc
3. Thermal Resistance from Junction to Ambient at 3/8"lead length, P.C. Board Mounted

RATINGS AND CHARACTERISTIC CURVES HER30-1500G

FIG.1- MAXIMUM AVERAGE FORWARD CURRENT DERATING

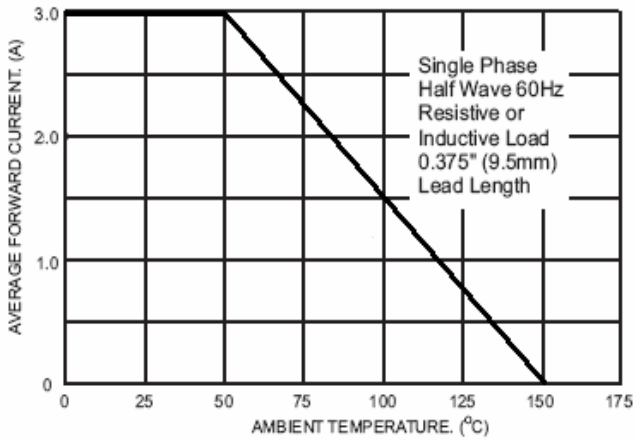


FIG.2- MAXIMUM NON-REPETITIVE FORWARD SURGE CURRENT

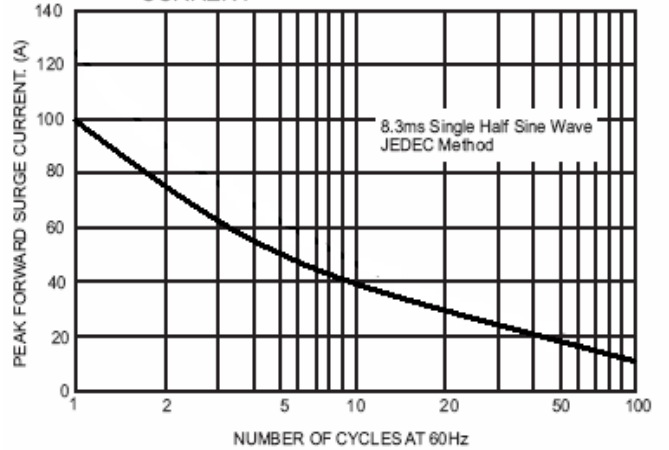


FIG.3- TYPICAL REVERSE CHARACTERISTICS

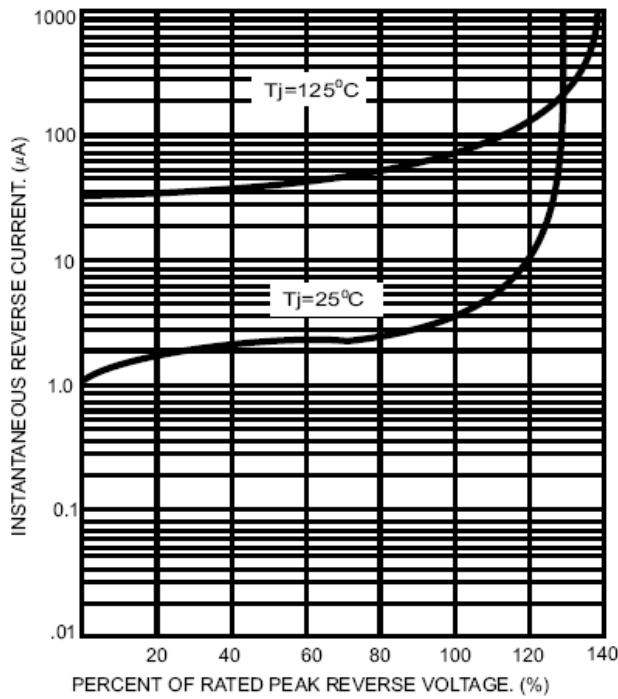


FIG.4- TYPICAL FORWARD CHARACTERISTICS

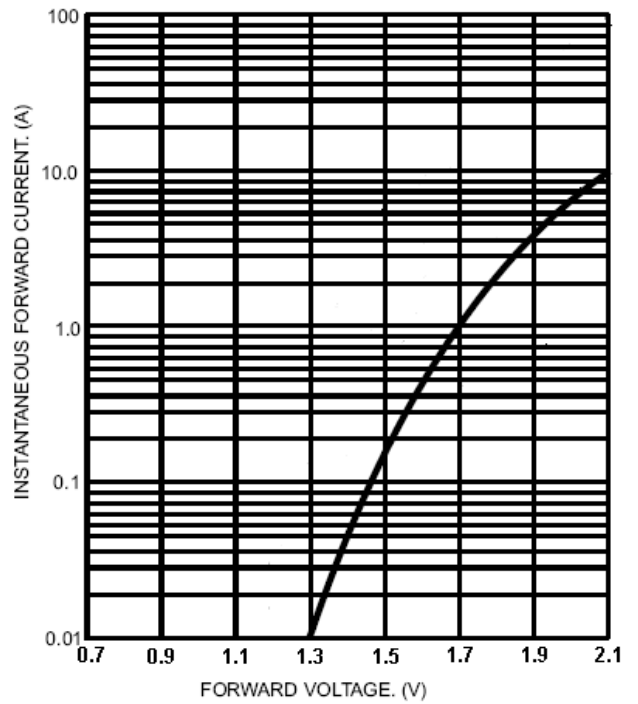


FIG.5- MAXIMUM NON-REPETITIVE FORWARD SURGE CURRENT

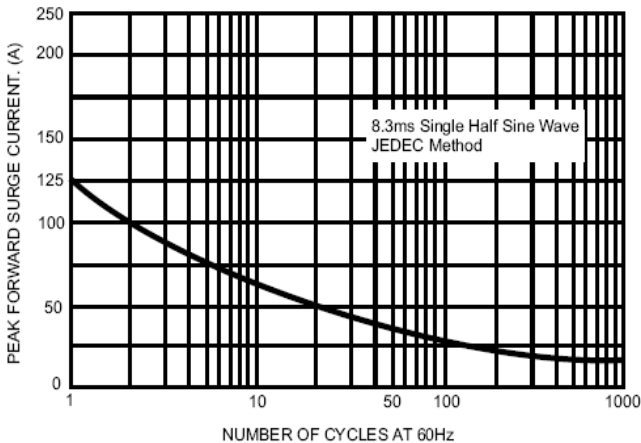


FIG.6- TYPICAL JUNCTION CAPACITANCE

