


# Bridge rectifiers

## FEATURES

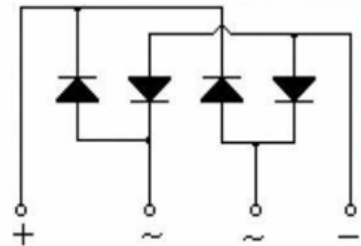
- . Plastic Package has Underwriters Laboratory Flammability Classification 94V-0
- . Glass passivated chip junctions
- . Surge overload rating of 30 Amperes peak
- . Ideal for printed circuit board
- . We declare that the material of product compliance with RoHS requirements.

### B1S Thru B10S



## MECHANICAL DATA

- . Case: Molded plastic
- . Weight: 0.02 ounce, 0.5 gram
- . High temperature soldering guaranteed :  
260 /10seconds



Circuit Diagram

## Product Characteristic

Parameter Symbol	Symbol	B1S	B2S	B4S	B6S	B8S	B10S	Unit
Maximum repetitive voltage	$V_{RM}$	100	200	400	600	800	1000	V
Maximum DC reverse current at rated DC blocking voltage TA=25 TA=125	$I_R$	5						$\mu A$
		250						
Maximum Average Forward Rectified Current TC=40	$I_O$	0.5						A
Peak forward surge current 8.3ms single half sine-wave superimposed on rated load	$I_{FSM}$	30						A
Maximum instantaneous forward voltage at 0.5A	$V_F$	1.00						V
Operating junction temperature	$T_J$	125						
Storage temperature	$T_{stg}$	-40~150						

## Characteristic Curves

Fig. 1 Derating Curve

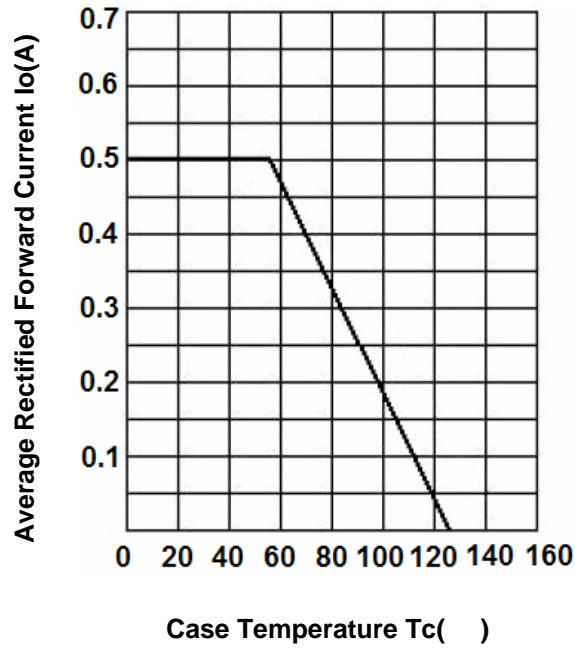


Fig.2 Typical Reverse Characteristics

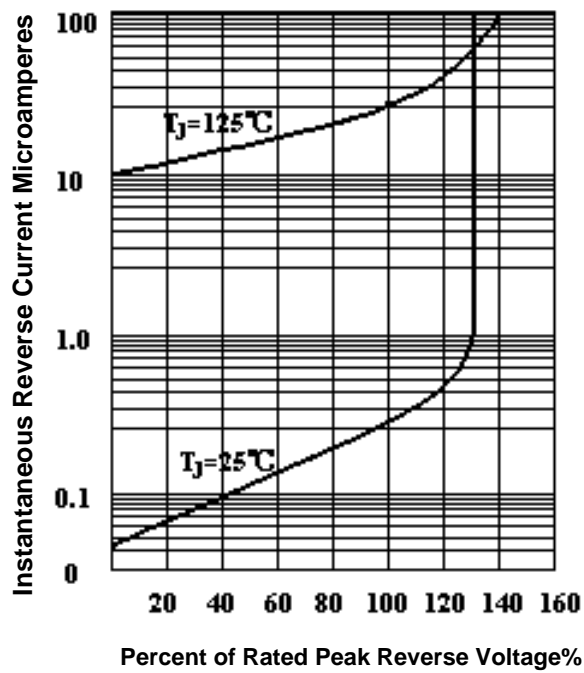


Fig.3 Peak Surge Forward capability

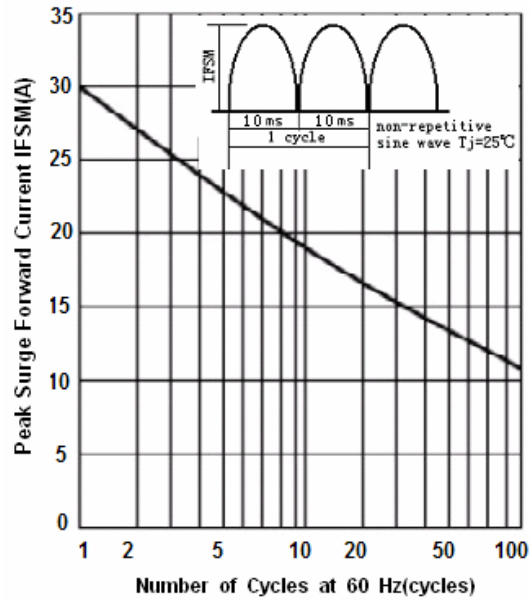
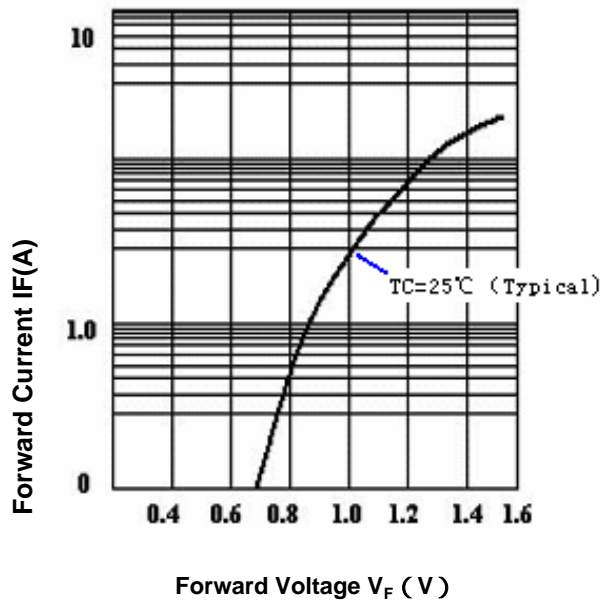
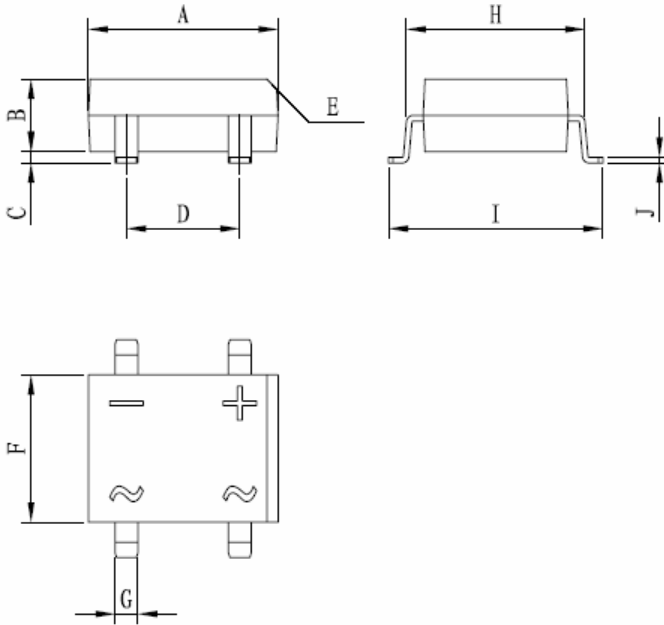


Fig.4 Forward Voltage



## SHAPE AND DIMENSIONS



DIM	INCHES		MILLIMETERS	
	MIN	MAX	MIN	MAX
A	0.177	0.193	4.50	4.90
B	0.091	0.106	2.30	2.70
C	0.012	0.028	0.30	0.70
D	0.091	0.106	2.30	2.70
E	0.039 *45 °		1*45 °	
F	0.150	0.165	3.80	4.20
G	0.020	0.031	0.50	0.80
H	0.181	0.220	4.60	5.60
I	0.236	0.276	6.00	7.00
J	0.006	0.014	0.15	0.35

- NOTES: 1. DIMENSIONING AND TOLERANCING PER ANSII Y14.5M, 1982.  
2. CONTROLLING DIMENSION: mm.