

SELECTOR GUIDE

Part Number	Dice	Lens Color / Type	Pack Size	View Angle 2θ 1/2
MT4118-O-A	Orange Red	Orange Diffused	5mm Round 30° - 36°	35°

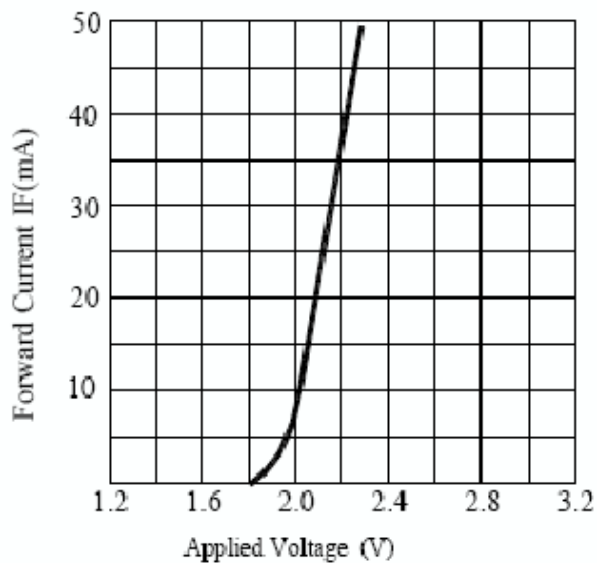
ELECTRICAL / OPTICAL CHARACTERISTICS AT T_A=25°C

Parameter	Symbol	Device	Min.	Typ.	Max.	Units	Test Conditions
Forward Voltage	V _F	Orange Red	-	2.1	2.6	V	20mA
Reverse Current	I _R	Orange Red	-	-	100	μA	5V
Luminous Intensity	I _V	Orange Red	24.4	60	-	mcd	20mA
Peak Wavelength	λ _{peak}	Orange Red	-	635	-	nm	20mA
Dominant Wavelength	λ _D	Orange Red	-	626	-	nm	20mA
Spectral Line Half-Width	Δλ _{1/2}	Orange Red	-	35	-	nm	20mA

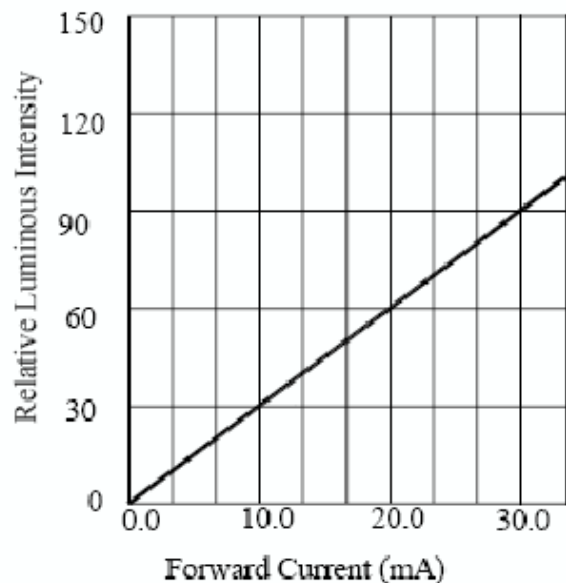
ABSOLUTE MAXIMUM RATINGS AT T_A=25°C

Parameter	Rating	Units
Forward Current (I _F)	30	mA
Power Dissipation (P _D)	78	mW
Reverse Voltage (V _R)	5	V
Operating Temperature (T _{OPR})	-25 ~ +85	°C
Storage Temperature (T _{STG})	-40 ~ +100	°C
Lead Solder Temperature (T _{SOL})	260 @ for 5 sec. max	

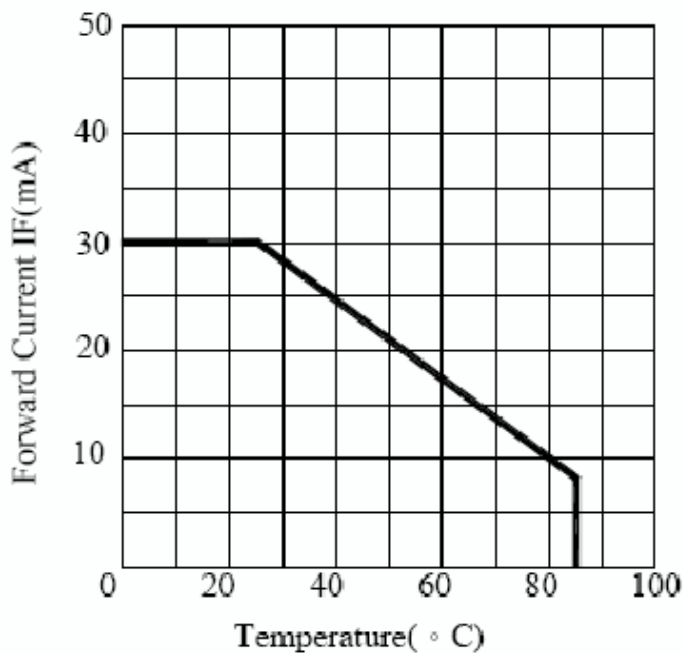
1. All Dimensions Are In Millimeters (inches).
2. Tolerance Is +0.25(0.01") Unless Otherwise Noted.
3. Specifications Are Subject To Change Without Notice.



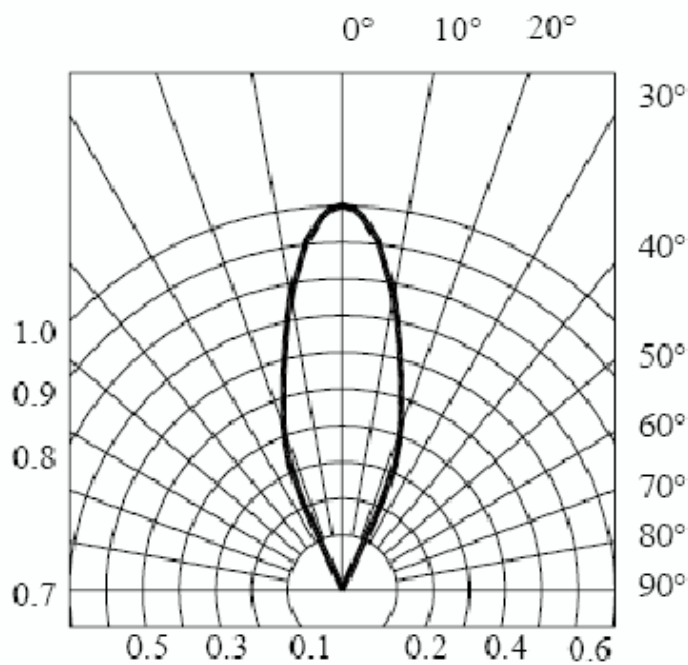
FORWARD CURRENT VS. APPLIED VOLTAGE



FORWARD CURRENT VS. LUMINOUS INTENSITY



FORWARD CURRENT VS. AMBIENT TEMPERATURE



RADIATION DIAGRAM

