

# VOLTAGE CONTROLLED OSCILLATOR

## SURFACE MOUNT MODEL: DCRO123127-10

**OPTIMIZED BANDWIDTH**

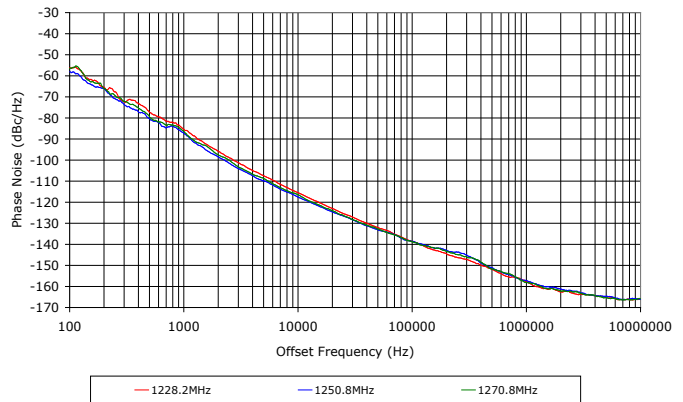
**1230 - 1270 MHz**

**FEATURES:**

- ▶ Exceptional Phase Noise Performance
- ▶ Small Size, Surface Mount
- ▶ Lead Free REL-PRO® Technology
- ▶ Planar Resonator Construction



**Phase Noise**



**SPECIFICATIONS (Rev. C 08/24/09)**

Frequency	1230 - 1270 MHz
Tuning Voltage	See table below.
Bias Voltage	+10 VDC @ 20 mA (Max.)
Output Power	+1 dBm (Min.)
Tuning Sensitivity	9 - 12 MHz/V (Typ.)
Output Impedance	50 Ohms (Nom.)
Harmonic Suppression	10 dB (Typ.)
Frequency Pulling	5 MHz (Typ. @ 1.75:1 VSWR)
Frequency Pushing	2 MHz/V (Typ.)
Tuning Port Capacitance	65 pF (Typ.)
Phase Noise @ 10 kHz	-116 dBc/Hz (Typ.)
Operating Temperature Range	-40 to +85 °C

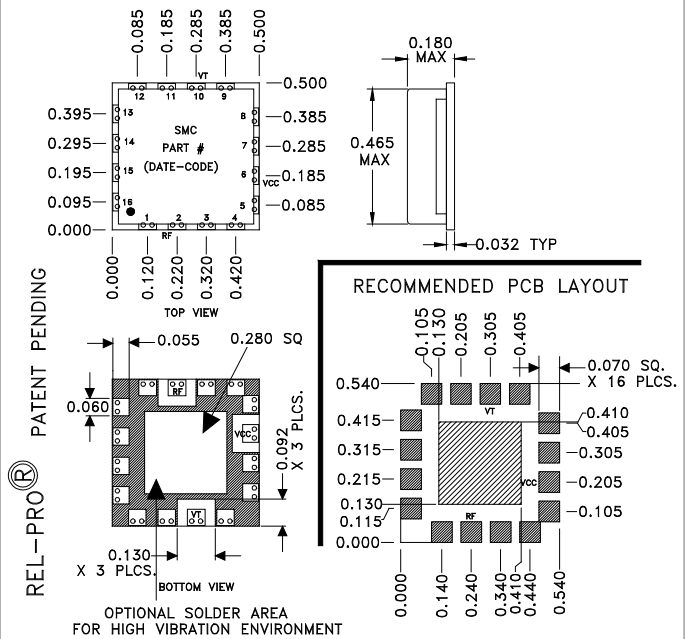
**Guaranteed Tuning Specifications**

Tuning Voltage ( V )	Frequency ( MHz )
0.5	1230 (Max.)
8	1270 (Min.)

**Absolute Maximum Ratings**

Storage Temp. Range	-55 to +125 °C
Bias Voltage	+10.5 V
Tuning Voltage	+16 V
DC Voltage Applied to RF Out	± 25 V

Package # 278LF



*This product is manufactured under one or more of the following patents.*  
 Approved: 5,160,810; 5,122,621; 5,390,349; 5,416,449; 5,650,754; 5,805,431; 6,525,623; 6,850,575; 7,088,189; 7,180,381; 7,196,591; 7,262,670;  
 7,265,642; 7,292,113 Pending: 60/493075; 60/501371 & 60/501790; 60/527957 & 60/528670; 60/563481; 60/564173; 60/589090; 60/601823;  
 60/605791; EV31369834; 11/259766; 60/622485 & 60/710310; 10/937525/60/736901; 60/732787; 7,495,525; 2,548,311; 2,548,317

Copyright © Synergy Microwave Corporation  
 201 McLean Boulevard • Paterson, New Jersey 07504 USA • Tel: (973) 881-8800 • Fax: (973) 881-8361  
 E-Mail: sales@synergymw.com • World Wide Web: http://www.synergymw.com



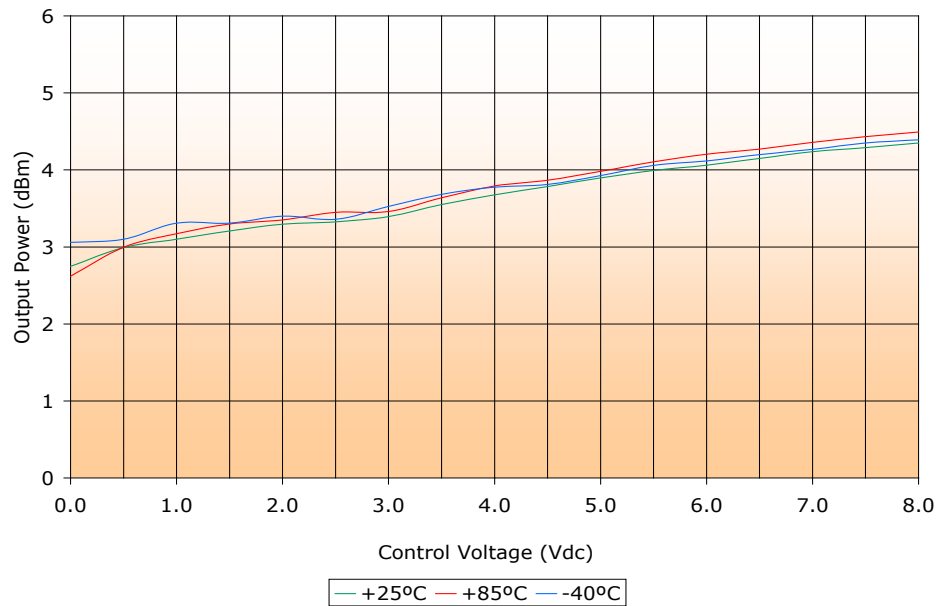
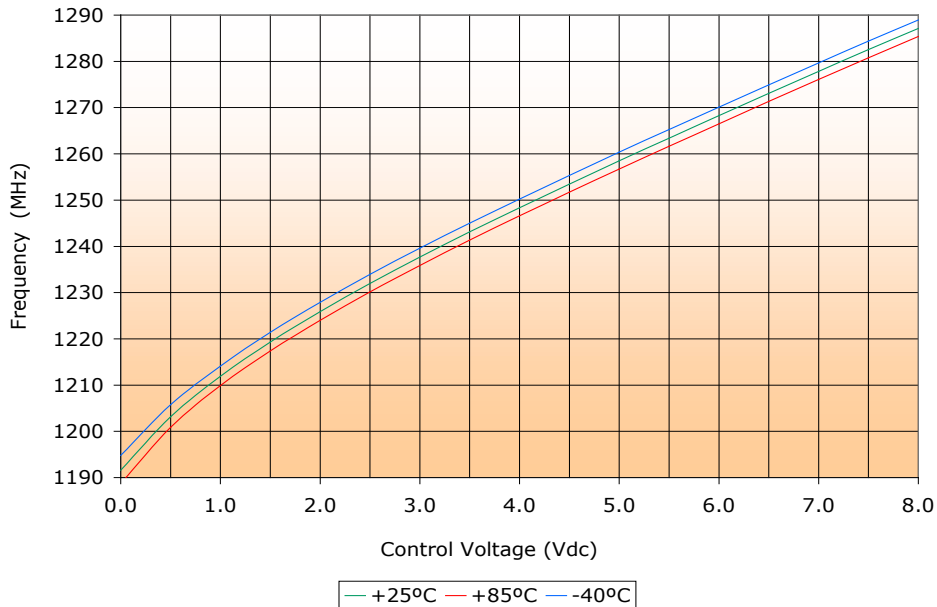
# VOLTAGE CONTROLLED OSCILLATOR

## SURFACE MOUNT MODEL: DCRO123127-10

OPTIMIZED BANDWIDTH

1230 - 1270 MHz

PERFORMANCE PLOTS



*This product is manufactured under one or more of the following patents.*  
 Approved: 5,160,810; 5,122,621; 5,390,349; 5,416,449; 5,650,754; 5,805,431; 6,525,623; 6,850,575; 7,088,189; 7,180,381; 7,196,591; 7,262,670;  
 7,265,642; 7,292,113 Pending: 60/493075; 60/501371 & 60/501790; 60/527957 & 60/528670; 60/563481; 60/564173; 60/589090; 60/601823;  
 60/605791; EV31369834; 11/259766; 60/622485 & 60/710310; 10/937525/60/736901; 60/732787; 7,495,525; 2,548,311; 2,548,317

Copyright © Synergy Microwave Corporation  
 201 McLean Boulevard • Paterson, New Jersey 07504 USA • Tel: (973) 881-8800 • Fax: (973) 881-8361  
 E-Mail: sales@synergymwave.com • World Wide Web: <http://www.synergymwave.com>



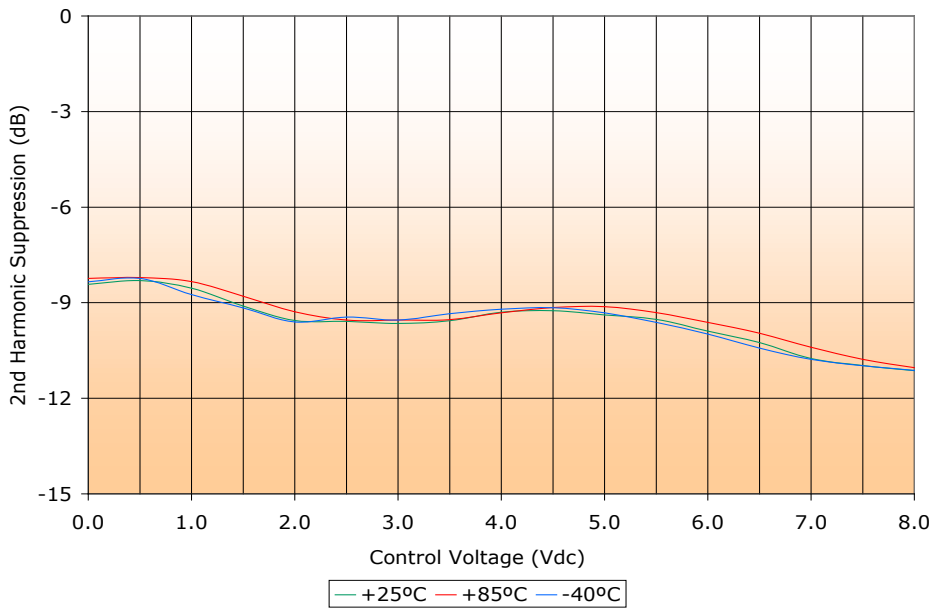
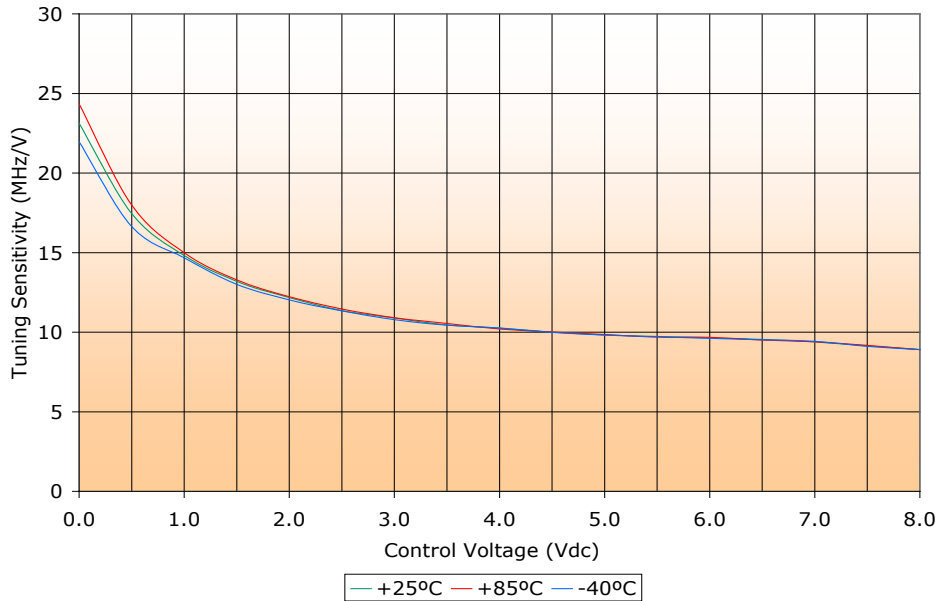
# VOLTAGE CONTROLLED OSCILLATOR

## SURFACE MOUNT MODEL: DCRO123127-10

OPTIMIZED BANDWIDTH

1230 - 1270 MHz

PERFORMANCE PLOTS



*This product is manufactured under one or more of the following patents.*  
 Approved: 5,160,810; 5,122,621; 5,390,349; 5,416,449; 5,650,754; 5,805,431; 6,525,623; 6,850,575; 7,088,189; 7,180,381; 7,196,591; 7,262,670;  
 7,265,642; 7,292,113 Pending: 60/493075; 60/501371 & 60/501790; 60/527957 & 60/528670; 60/563481; 60/564173; 60/589090; 60/601823;  
 60/605791; EV31369834; 11/259766; 60/622485 & 60/710310; 10/937525/60/736901; 60/732787; 7,495,525; 2,548,311; 2,548,317

Copyright © Synergy Microwave Corporation  
 201 McLean Boulevard • Paterson, New Jersey 07504 USA • Tel: (973) 881-8800 • Fax: (973) 881-8361  
 E-Mail: sales@synergymw.com • World Wide Web: <http://www.synergymw.com>

